



**TC-1702
TRANSFER CASE**

SERVICE & PARTS INFORMATION

1.0 TC-1702 TRANSFER CASE

1.1 INTRODUCTION

The Fabco TC-1702 two-speed transfer case is designed for use in rear engine all-wheel drive vehicles. The transfer case provides drive to the front axle(s) and can be used in any configuration of rear driven axles. The vehicle must be stationary before the shift can be made between high and low ranges and front drive, otherwise serious damage may occur. The shifting between ranges and the engagement of front drive clutch is accomplished by air-operated cylinders.

1.2 SPECIFICATIONS

The TC-1702 transfer case is a two-speed, two shaft, constant-mesh design, featuring a de clutch for the front axle and underdrive engagement.

NOMINAL RATINGS

Input Torque	20,000 Lb.-Ft.
Input Horsepower	500 HP
Input Speed	3,000 RPM

RATIOS

Direct	1.00:1 or 0.85:1
Underdrive	2.52:1

GEAR TYPE

Helical, Case Hardened

SHAFT SIZES

Input/Front Output	2.50 Inches, 10 Parallel Spline
Rear Output	2.75 Inches, 10 Parallel Spline

SHAFT SPACING (DROP)

8.46 Inches

SHIFT MECHANISM

Integral Air Cylinders

BEARINGS

Tapered Roller

LUBRICATION

Splash

LUBRICANT

SAE 50 Heavy-duty Engine Oil

OIL CAPACITY

12 Quarts (U.S.)

DRY WEIGHT

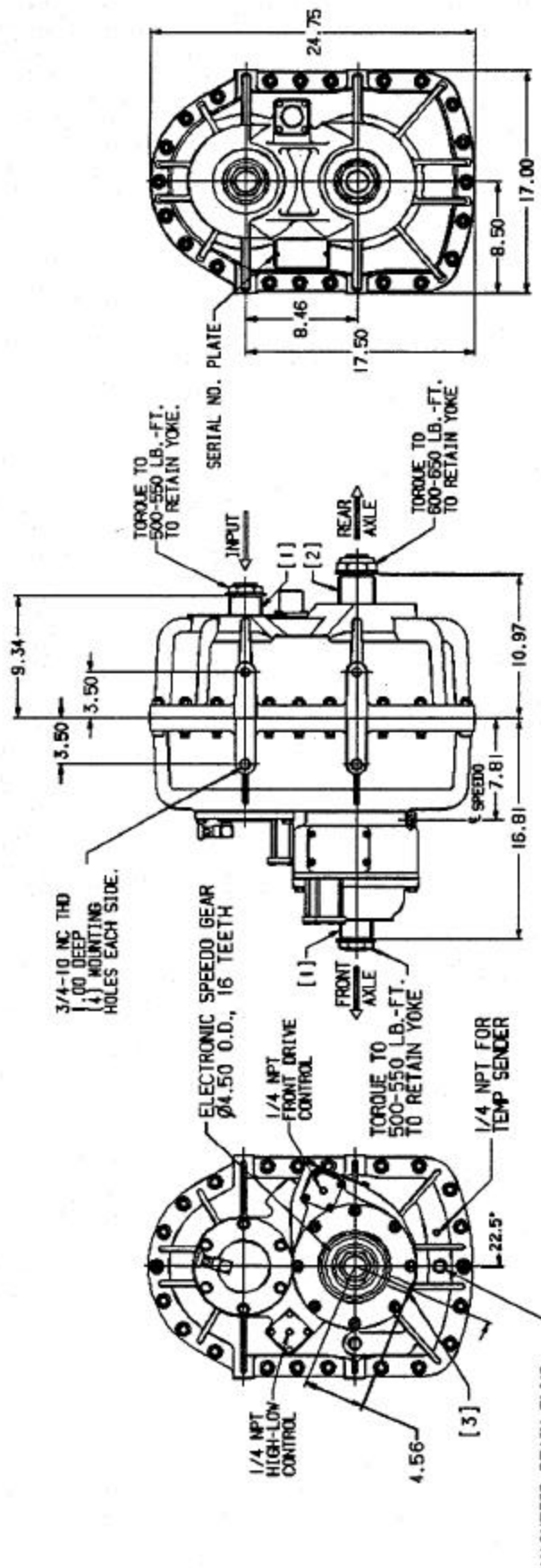
475 Lb.

HOUSING

Aluminum

OPTIONS

1710, 1769, 1810 Drive Yokes
Provisions for Electronic Speedometer Pickup



NOTES

- (1) SPLINES - 10 TEETH, 2.498/2.497 MAJOR DIA. SEE EXTERNAL PARALLEL SPLINE SPECIFICATION # 887 226.
HUB DIA. - SEALS LUBRICANT WITH A MATING PART HUB DIA. OF 3.502/3.498.
HUB LENGTH - SHAFT HUB LENGTH OF 2.344/2.219 PROVIDES CLEARANCE FOR A MATING PART HUB LENGTH 2.416/2.396.

- (2) SPLINES - 10 TEETH, 2.748/2.746 MAJOR DIA. SEE EXTERNAL PARALLEL SPLINE SPECIFICATION # 887 227.
HUB DIA. - SEALS LUBRICANT WITH A MATING PART HUB DIA. OF 3.502/3.498.
HUB LENGTH - SHAFT HUB LENGTH OF 2.938/2.813 PROVIDES CLEARANCE FOR A MATING PART HUB LENGTH 3.010/2.990.

- (3) 3/4-16 UNF-28 THREADS FOR ELECTRONIC SPEEDO PICKUP.

NOTES: VERTICAL MOUNTING SHOWN.

- DRY WEIGHT: 475 LBS. HIGH RATIO - 2.85 | 873 060 005
- OIL CAPACITY: 12 QTS. LOW RATIO - 2.82 | 873 060 006
- HIGH RATIO - 1.00 | 873 060 006
- LOW RATIO - 2.82 | 873 060 006



TC-1702

2.0 LUBRICATION

2.1 RECOMMENDED LUBRICANTS

On-Highway Vehicles

1. Heavy Duty Engine Oil:

Temperature	Grade
Above + 10° F	SAE 50
Below + 10° F	SAE 30

Be sure to specify heavy-duty type meeting MIL-L-2104B specifications.

2. Mineral Gear Oil:

Temperature	Grade
Above + 10° F	SAE 90
Below + 10° F	SAE 80

Must be inhibited against corrosion, oxidation, and foam.

2.2 OFF-HIGHWAY & MINING EQUIPMENT

1. Heavy-Duty Engine Oil:

Temperature	Grade
Above + 10° F	SAE 50
Below + 10° F	SAE 30

Be sure to specify heavy-duty type meeting MIL-L-2104B specifications.

2. Special Recommendation: For extreme cold weather where temperature is consistently below 0° F, use SAE 20W heavy-duty engine oil meeting MIL-L-2104B specifications.

NOTE: Extreme pressure (EP) oils are no longer recommended for use in Fabco transfer cases. Under certain operating conditions these oils might form carbon deposits on gears, shafts or bearings, possibly causing malfunctions and premature failure.

2.3 INSPECTION

The oil is to be maintained at the level of the fill plug at all times. Check at the following intervals:

Highway Service 1,000 Miles

Off-Highway Service..... 40 Hours

With every oil change, the shift cylinder air lines and valves should be inspected for leaks and possible malfunctioning. Low pressure conditions can cause partial clutch engagement which may result in premature wear or damage.

2.4 OIL CHANGE

The transfer case lubricant should be changed on all new transfer cases after the first 3,000 to 5,000 miles (on-highway), or the first 40 hours (off-highway); thereafter oil changes should be done at the following intervals:

On-Highway Service10,000 – 15,000 Miles

Off-Highway Service
(Logging, dirt moving,
mining, and associated
operations)500 – 750 Hours

The recommended oil change and inspection periods are based on the average use and operating conditions that the unit may encounter. It is suggested that the individual owner make a periodic lab analysis of the lubricant to determine contamination based on the unit's specific operating conditions. With this data, the oil change and inspection periods can be better determined.

2.5 DRAINING THE OIL

Draining is best accomplished after the vehicle has been operated briefly, allowing the oil to become warm and flow more freely. Remove both drain and fill plugs. Allow the housing to empty completely. Before the unit is refilled, it should be thoroughly flushed with clean flushing oil or kerosene.

If the unit is equipped with an oil pump, the lube oil filter should be replaced whenever the oil is changed. The element is of the spin-on type. A film of clean oil should be applied to the rubber gasket of the new element before installing. Do not over tighten.

2.6 REFILLING THE OIL

If the transfer case has been removed from the vehicle for service, it is best to refill the oil after the unit has been reinstalled into the vehicle.

Clean and replace the drain plug and fill the transfer case with the appropriate oil with the vehicle on level ground. Fill the transfer case to the level of the fill plug. On transfer cases equipped with a proportioning differential, it may take some time for the oil to flow into the main housing; therefore, it is necessary to fill the unit to the level of the fill plug, wait a few minutes, and top off the oil level. It may be necessary to do this several times. The plug should be installed only after the oil level has stabilized.

For each transfer case the oil capacity will vary somewhat, depending on the model and the inclination of the unit; therefore, always fill to the level of the fill plug. Do not overfill. Inspect for leaks.

2.7 OPERATING TEMPERATURE

The operating temperature of the transfer case should not exceed 250°F (120°C). Extensive operation at temperature exceeding 250°F will result in rapid breakdown of the oil and may shorten the transfer case life. If reduction of operating speed is not acceptable then the case may have to be equipped with an external oil cooler to maintain the operating temperature below 250° F.

The following conditions may contribute to excessive oil temperature.

1. A vehicle remaining stationary for extended periods while operating the power take-off.
2. A vehicle which is used in tropical or desert conditions.
3. A vehicle where extended body work or an accumulation of dirt and plant material may shield the case from air ventilation and circulation.
4. A vehicle that is operated for extended distances at high speed with the main transmission in overdrive.

3.0 CLEANING AND INSPECTION

3.1 CLEANING

Steam may be used for external cleaning of completely assembled units. Care must be taken to ensure that water is kept out of the assembly by sealing breather caps and other openings.

The transfer case housing which is too large to conveniently clean with solvents, may be immersed in a hot solution tank containing a mild alkaline solution. Aluminum parts such as the carriers, caps, de clutch housings, and air shift cylinder components must never be cleaned in any type of alkaline solution. Parts cleaned in a hot solution tank must be rinsed thoroughly to prevent damage by traces of alkaline material.

Parts with ground or polished surfaces, such as bearings, gears, shafts, and oil pump components should be cleaned with emulsion cleaners or petroleum solvents. An alkaline solution may damage the machined surfaces and such cleaning methods should be avoided.

3.2 DRYING AND CORROSION INHIBITION

Dry compressed air or clean, soft shop towels should be used to dry parts after cleaning. Bearings should never be spun dry with compressed air.

Dried parts should be immediately coated with a light oil or corrosion inhibitor to prevent corrosion damage. Parts which are to be stored should also be wrapped in heavy waxed paper or plastic bags and kept dust-free.

3.3 INSPECTION

Prior to reassembly, parts which are to be reused must be carefully inspected for signs of wear or damage. Replacement of such parts can prevent costly downtime at a future date.

All bearing surfaces, including roller bearing cups and cones, should be examined for pitting, wear, or overheating. Gears may also show pits, as well as scoring and broken teeth. Shafts may be nicked or marred, or have damaged threads. Parts which show any sign of damage should be repaired or replaced.

Inspect the rotor, housing, and idler of the oil pump (if equipped) for scoring. Inspect the drive tab of the rotor assembly. If any damage is noted, the pump cartridge assembly should be replaced as a unit.

Check all shift forks and slots in sliding clutches for wear or discoloration due to heat. Check the engaging teeth for a partial engagement wear pattern.

4.0 GENERAL INSTRUCTIONS

4.1 SAFETY

The servicing and maintenance of components from any automotive vehicle present possible hazards, every endeavor should be made to minimize the risks taken to successfully complete the task. For your protection we offer these warnings and suggestions.

1. When working on, around, or under the vehicle the parking brake should be securely applied and all wheels should be blocked to prevent wheel movement. Do not rely on the vehicle being in gear with a dead engine to prevent movement. All work should be performed on a flat level surface free of loose material.
2. When having to work under a vehicle it should be raised and supported with the appropriate frame stands or very secure blocking.

WARNING: NEVER WORK UNDER A VEHICLE WHILE SUPPORTED ONLY ON A FLOOR JACK OR HOIST.

3. Be sure any lifting equipment has adequate capacity to raise the vehicle or component being lifted. This includes hydraulic floor jacks, crane type hoists, transmission jacks, and axle support dollies, etc. The weight of Fabco components is given in the front of the applicable service manual.
4. Caution must be exercised when cleaning the component or underside of the vehicle. Compressed air should not be used to blow dirt away as any harmful contaminant material on the bottom of the vehicle will be spread around the work area.

Appropriate solvents and cleaning solutions can be used in accordance with their labeling instructions or by referring to the Material Safety Data sheet (MSDS) that is available for each cleaner. Approved protective eyewear, gloves, masks and clothing should always be worn.

5. Fabco has not used Asbestos in any of its products manufactured since May of 1989 and was used only in axle brake linings prior to that time. See the separate Asbestos Warning if you suspect asbestos may be present on the vehicle or component in the area to be serviced.

4.2 ASSEMBLY PRECAUTIONS

1. Read the instructions completely before starting reassembly. Refer to the appropriate exploded view in the parts manual.
2. All parts must be clean. The gasket surfaces must be free of old gasket material. Do not reuse old gaskets.
3. Bearing cup bores, and shaft spline and bearing mounting surfaces, should be coated with Lubriplate or equivalent. This is necessary to reduce the possibility of galling.
4. All used oil seals must be replaced and the new oil seals should be coated with Loctite 601 or equivalent on their outer diameter prior to being installed in their bores. Their sealing lips should be coated with Lubriplate or equivalent to provide initial lubrication.
5. Any external cap screw not to be installed in a blind hole should have its threads coated with Permatex Form--A--Gasket #2 or equivalent non--hardening sealer to prevent an oil leak.
6. All threaded fasteners should be tightened to the torque specified in the torque chart.
7. Any sharp edges on the seal diameter of the universal joint yoke or companion flanges should be removed with emery cloth and should also be coated with Lubriplate or equivalent on the seal operating area before installation.
8. In many of the procedures, when a part is assembled with a press fit, it is recommended that the part be heated prior to installation. The part should be placed in an oven and heated to no more than 300 deg. F. Excessive heat may change the metallurgical properties of the part. Heated components should be allowed to cool to room temperature before end float measurements are made.

CAUTION: Although Fabco does not recommend its use in transfer cases, if formed in place gasket is used for repair, extreme caution must be exercised to prevent the compound from entering bearings, oil galleries, passages or tapped holes, all beads must be kept smaller than .125 inch diameter.

4.3 REMOVAL & INSTALLATION

4.3.1 REMOVAL

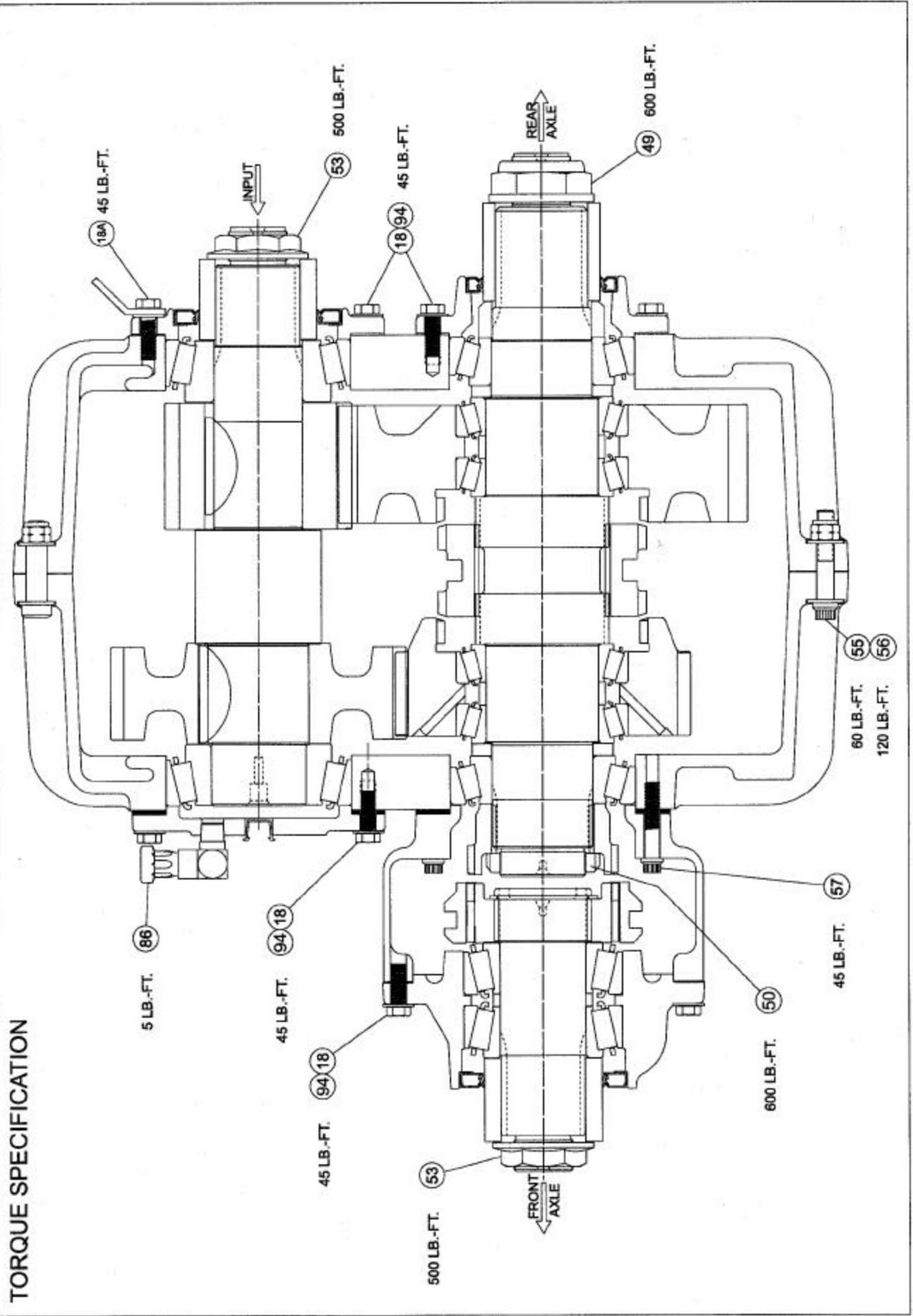
1. Remove fill and lower drain plugs and drain gear lubricant. Remove proportional differential drain plug and drain P.D. if so equipped.
2. Disconnect wires leading to indicator light switch, and temperature sensor, if used.
3. Disconnect and tag shift cylinder air lines.
4. Disconnect speedometer cable.
5. Disconnect drivelines at flanges or yokes.
6. If the transfer case is equipped with a PTO mounted hydraulic pump, remove four cap-screws and slide pump out of PTO. Secure the pump to the frame to avoid damage to hydraulic lines. The pump should be secured in a position that will not hinder the removal of the transfer case.
7. Position a transmission jack of suitable capacity beneath the transfer case. The transfer case must be seated on the jack in a safe and firm position.
8. Disconnect transfer case mountings at rubber shock insulators. Since mounting designs vary, consult vehicle service manual.
9. After inspecting that all mountings and connections to the transfer case are disconnected lower the transfer case gradually to the floor. It is imperative that the transfer case is ALWAYS safely positioned on the transmission jack to safeguard the transfer case falling off the jack. Remove the transfer case from beneath the vehicle. It may be necessary to jack the truck up to allow room to remove transfer case.
5. Connect drivelines.
6. Connect speedometer cable.
7. Connect shift cylinder air lines.
8. Connect indicator light and temperature sensor wires.
9. Fill housing with appropriate lubricant to correct level and install level plug.
10. Check transfer case for leaks around gaskets and seals.

NOTES

4.3.2 INSTALLATION INTO VEHICLE

1. Place transfer case on transmission jack, preferably lifting by means of eye bolts.
2. Position transmission jack underneath vehicle. Some vehicles may require that one side be jacked up in order to achieve sufficient clearance to replace the transfer case between the frame rails.
3. Raise the transmission jack to properly locate transfer case.
4. Connect transfer case mountings. Since mounting designs vary, consult vehicle service manual.

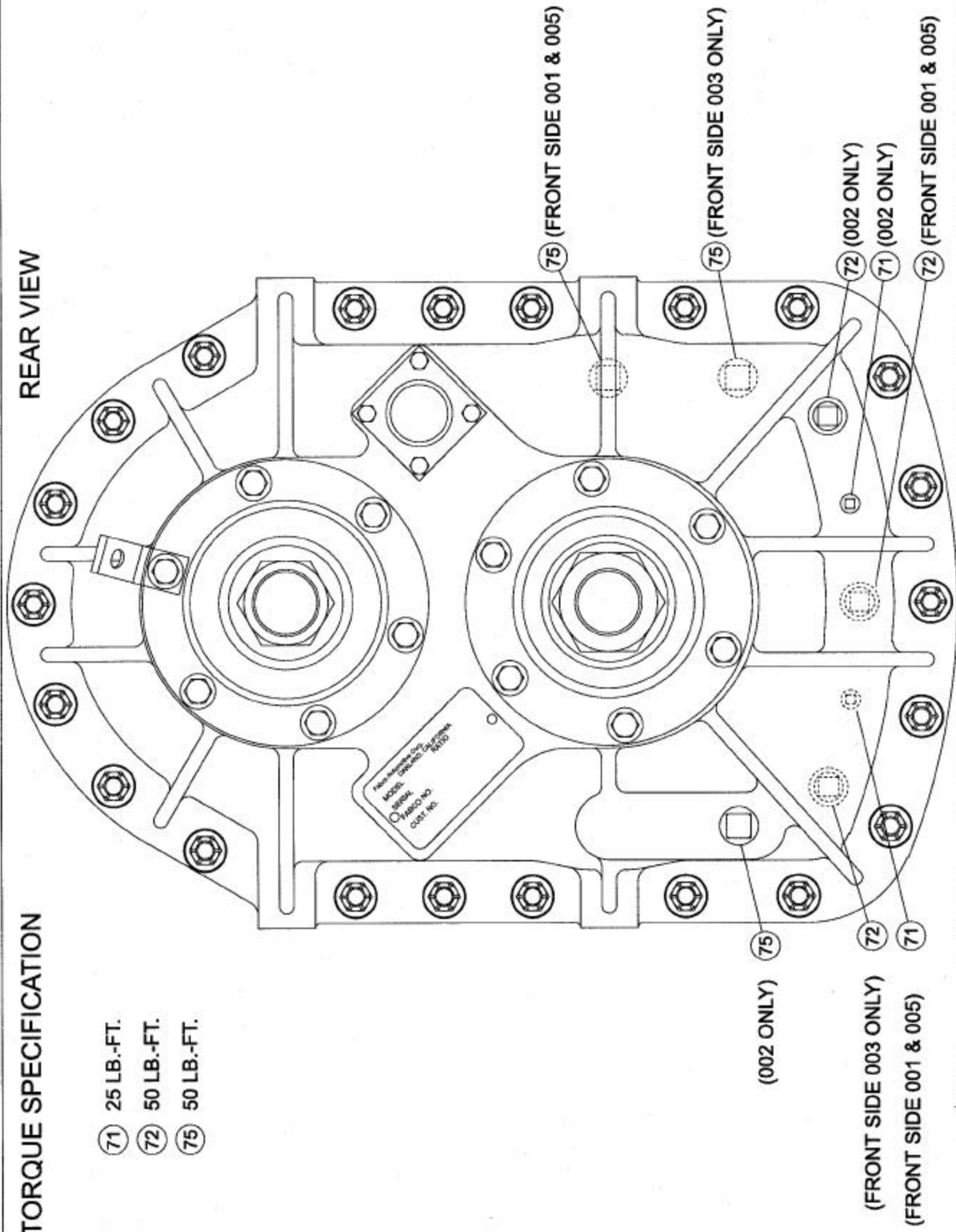
TORQUE SPECIFICATION



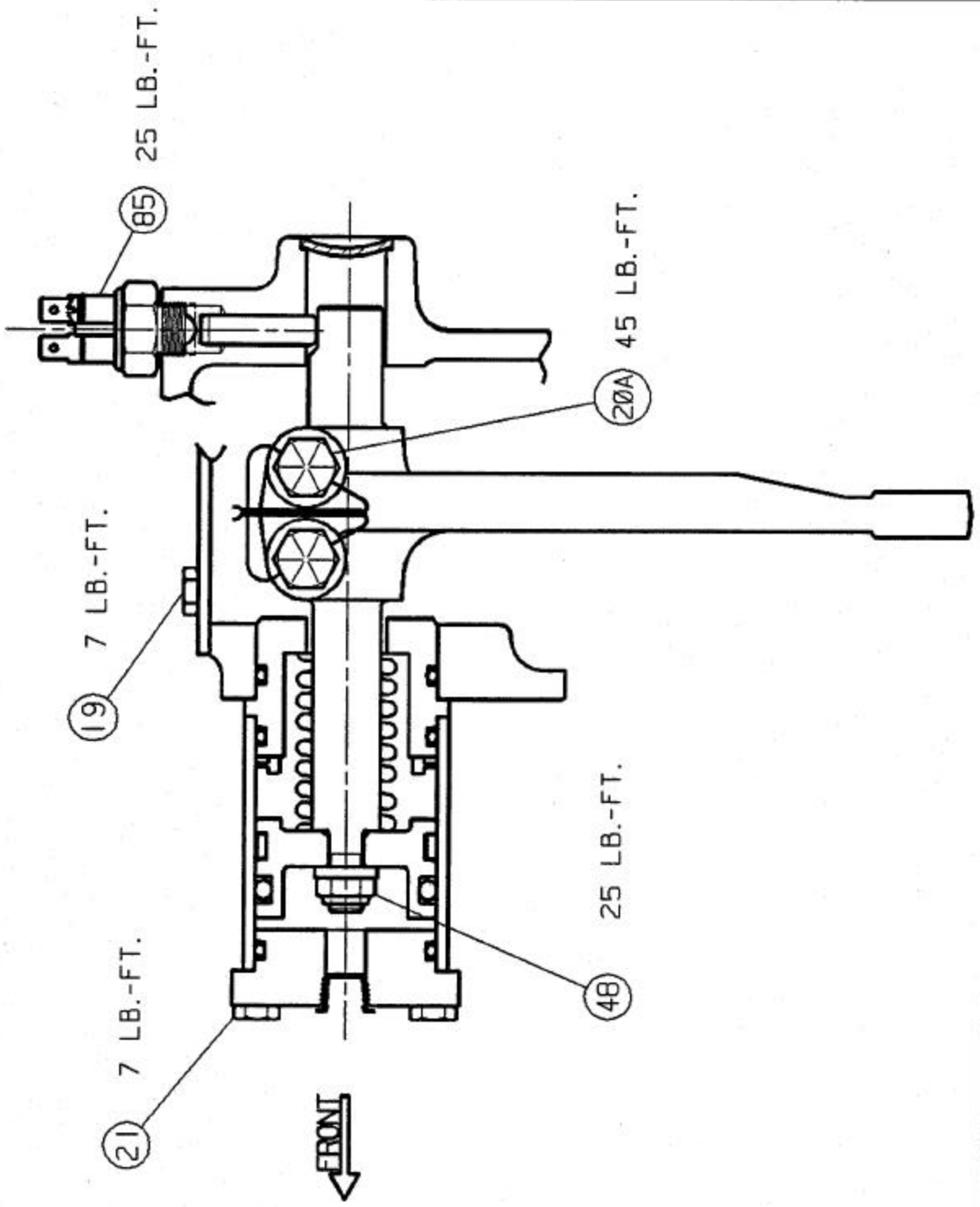
TORQUE SPECIFICATION

- 71 25 LB.-FT.
- 72 50 LB.-FT.
- 75 50 LB.-FT.

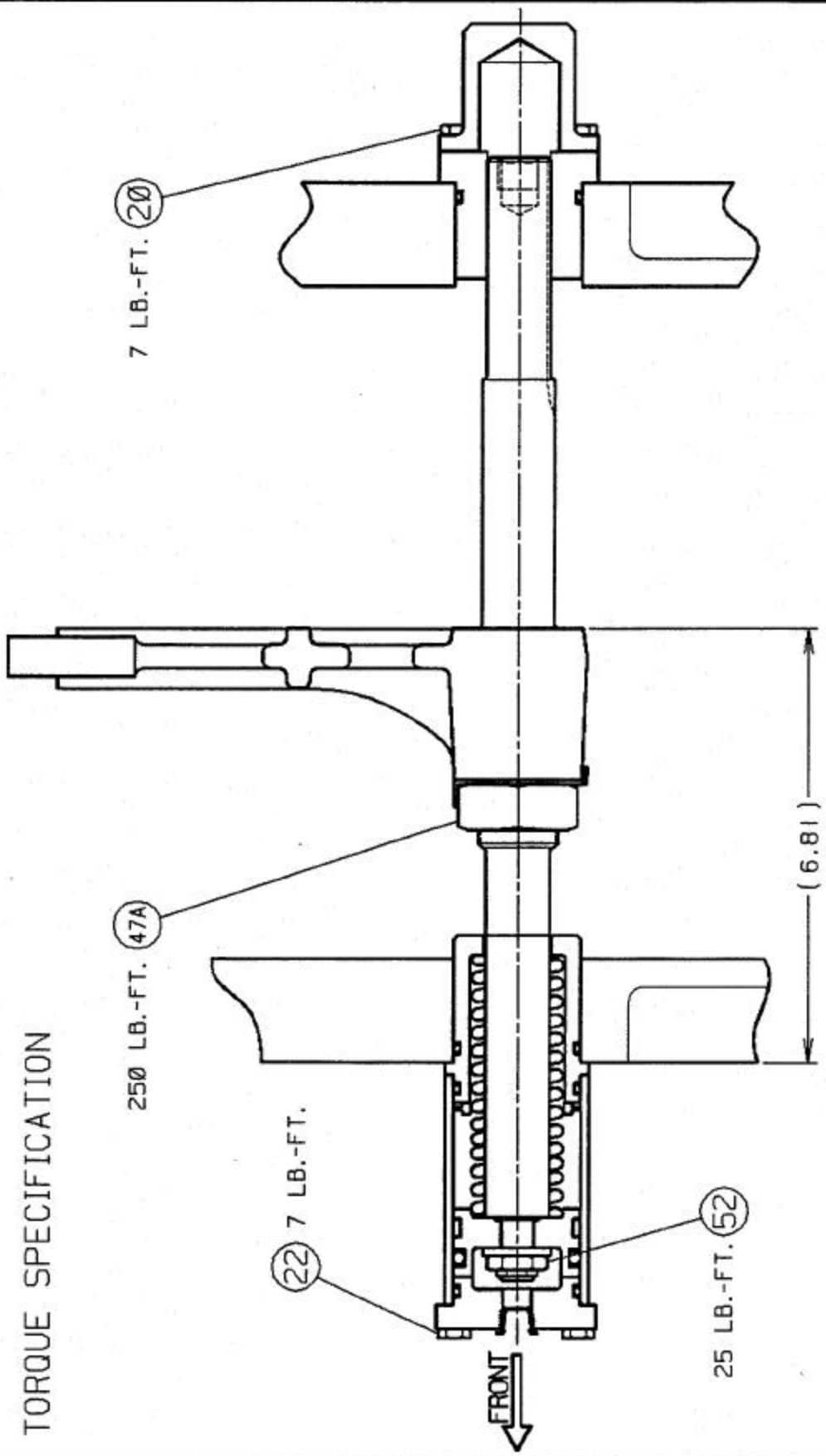
REAR VIEW



TORQUE SPECIFICATION



TORQUE SPECIFICATION



7 LB.-FT. (20)

250 LB.-FT. (47A)

(22) 7 LB.-FT.

25 LB.-FT. (52)

(6.81)

FRONT

SERVICE PARTS LIST


TRANSFER CASE MODEL NUMBER TC-1702

PTO ASSEMBLY NUMBER: 873-0060-001

RATIO: 0.85:1 High Ratio
2.52:1 Underdrive Ratio

DESCRIPTION: Transfer Case, Air Shift, Two-speed, Two-shaft,
with Vertical Mounting (front fill and drain), and
Mechanical Speedometer.

REFER TO DRAWING: 873-0060-000

	151 Lawrence Drive Livermore, California 94551 Telephone (925) 454-9500 FAX (925) 454-9501	BY: M.A.S.	SERVICE PART LIST FOR 873-0060-001	REV.	SHEET
		DATE: 5/19/97		B	1 of 6


SERVICE PARTS LIST

TRANSFER CASE MODEL — TC-1702

TRANSFER CASE ASSEMBLY NUMBER 873-0060-001

REFER TO DRAWING NUMBER: 873-0060-000

ITEM	PART NUMBER	DESCRIPTION	873-0060-	001 QTY	FOOT NOTE
1	233-0375	BEARING CUP		2	
2	233-0497	BEARING CONE		2	
3	233-0443	BEARING CONE		2	
4	233-0444	BEARING CUP		2	
5	233-0527	BEARING CUP		4	
6	233-0528	BEARING CONE		4	
7	233-0529	BEARING CUP		2	
8	233-0532	BEARING CONE		1	
9	233-0533	BEARING CONE		1	
10	235-0352	CAP, SHIFT CYLINDER, FRONT DRIVE		1	
11	235-0388	CAP, SHIFTER SHAFT, H-U		1	
12	235-0528	CAP, SHIFT CYLINDER, H-U		1	
13	235-0594	CAP, TOP, FRONT		1	
14	237-0465	CARRIER, BEARING & SEAL, FRONT DRIVE		1	
15	265-0224	BOLT, HH, 1/2-13 x 2 1/2		18	
16	265-0238	BOLT, HH, 7/16-14 x 1 1/4		14	
17		NOT USED			
18		NOT USED			
19	265-0343	BOLT, HH, 1/4-20 x 1/2		4	
20	265-0386	BOLT, HH, 1/4-20 x 3/4		4	
21	265-0768	BOLT, HH, 7/16-20 x 1 3/8, GRADE 8, DR. HD.		2	
22	265-0769	BOLT, HH, 1/4-20 x 3 3/4		4	
23	265-0982	BOLT, HH, 1/4-20 x 4 3/4		4	
24	273-0777	BRACKET, LIFTING		2	
24A	283-0232	BOLT, HH, 1/2-13 x 2 3/4		2	
25	339-0223	FELT WIPER		2	
26	357-0678	FITTING, 3/8, STREET ELBOW		1	
27	367-0254	FORK, SHIFT, FRONT DRIVE		1	
28	367-0288	FORK, SHIFT, H-U		1	
29	427-0375	GASKET, DECLUTCH CARRIER		1	

	151 Lawrence Drive Livermore, CA 94551 Telephone (925) 454-9500 FAX (925) 454-9501	BY: M.A.S.	SERVICE PARTS LIST FOR 873-0060-001	REV. B	SHEET 2 of 6
		DATE: 5/19/97			


SERVICE PARTS LIST

TRANSFER CASE MODEL — TC-1702

TRANSFER CASE ASSEMBLY NUMBER 873-0060-001

REFER TO DRAWING NUMBER: 873-0060-000

ITEM	PART NUMBER	DESCRIPTION	873-0060-	001 QTY	FOOT NOTE
30	427-0376	GASKET, DECLUTCH COVER		1	
31	427-0399	GASKET, SHIFTER CAP		1	
32	427-0526	GASKET, HOUSING		1	
33	432-0426	GEAR, CLUTCH COLLAR		1	
34	432-0563	GEAR, CLUTCH, FRONT DRIVE		1	
35		NOT USED			
36	432-0736	GEAR, UPPER, 53T		1	
37	432-0738	GEAR, DECLUTCH FRONT DRIVE		1	
38		NOT USED			
39	432-0737	GEAR, LOWER, 45T		1	
40	432-0656	GEAR, CLUTCH COLLAR, H-U		1	
41	432-0739	GEAR, UPPER, 23T		1	
42	432-0742	GEAR, LOWER, 58T		1	
43		NOT USED			
44		NOT USED			
45	468-0943-001	HOUSING, FRONT DRIVE DECLUTCH		1	
46		NOT USED			
47	478-0239-001	HOUSING, TRANSFER CASE, FRONT		1	
48	478-0297	HOUSING, TRANSFER CASE, REAR		1	
49		NOT USED			
50	626-0264	NAME PLATE		1	
51	675-0014	O-RING, SHIFT SHAFT, H-U		1	
52	675-0224	O-RING, ADAPTERS		6	
53	675-0326	O-RING, PISTON		2	
54	688-0245	NUT, JAM, 1 1/4-12		1	
55	688-0464	NUT, LOCK, 3/8-24		1	
56	688-0642	NUT, LOCK, 1 3/4-16		1	
57	688-0645	NUT, LOCK, 2.548-18		1	
58	688-0725	NUT, LOCK, 1/2-13		1	
59	688-0738	NUT, LOCK, 1 3/4-12		2	

	151 Lawrence Drive Livermore, CA 94551 Telephone (925) 454-9500 FAX (925) 454-9501	BY: M.A.S.	SERVICE PARTS LIST FOR 873-0060-001	REV. B	SHEET 3 of 6
		DATE: 5/19/97			


SERVICE PARTS LIST

TRANSFER CASE MODEL — TC-1702

TRANSFER CASE ASSEMBLY NUMBER 873-0060-001

REFER TO DRAWING NUMBER: 873-0060-000

ITEM	PART NUMBER	DESCRIPTION	873-0060-	001 QTY	FOOT NOTE
60	688-0757	NUT, LOCK, 1/2-13		22	
61	724-0276	SCREW, DRIVE #6 x 5/16		2	
62	724-0669	SCREW, SHOULDER, 5/8 X 1 3/4		2	
63	724-0677	SCREW, 12-POINT, 7/16-14 X 2 1/4		6	
64	732-0333	SEAL, OIL		3	
65	736-0747	RING, STOP		2	
66	736-0939	RING, BEARING SPACER, .360 THICK		A/R	1
66A	736-0942	RING, BEARING SPACER, .365 THICK		A/R	1
66B	736-0943	RING, BEARING SPACER, .370 THICK		A/R	1
66C	736-0944	RING, BEARING SPACER, .375 THICK		A/R	1
66D	736-0959	RING, BEARING SPACER, .380 THICK		A/R	1
66E	736-0962	RING, BEARING SPACER, .385 THICK		A/R	1
67	742-0799	SHAFT, SHIFTER DECLUTCH		1	
68	744-0278	SHIM, .031 THICK, CORAL		A/R	2
	744-0279	SHIM, .016 THICK, PINK		A/R	2
	744-0282	SHIM, .005 THICK, BLUE		A/R	2
	744-0283	SHIM, .002 THICK, RED		A/R	2
69	746-0628	PIN, DOWEL, 5/16 x 1 3/4 LONG		1	
70	753-0232	PISTON, SHIFT, FRONT DRIVE		1	
71	753-0245	PISTON, SHIFT, H-U		1	
72	756-0237-001	RING, BEARING SPACER, .719 THICK		A/R	3
72A	756-0237-002	RING, BEARING SPACER, .716 THICK		A/R	3
72B	756-0237-003	RING, BEARING SPACER, .713 THICK		A/R	3
72C	756-0237-004	RING, BEARING SPACER, .710 THICK		A/R	3
72D	756-0237-009	RING, BEARING SPACER, .718 THICK		A/R	3
72E	756-0237-010	RING, BEARING SPACER, .717 THICK		A/R	3
72F	756-0237-011	RING, BEARING SPACER, .715 THICK		A/R	3
72G	756-0237-012	RING, BEARING SPACER, .714 THICK		A/R	3
72H	756-0237-013	RING, BEARING SPACER, .711 THICK		A/R	3
72J	756-0237-014	RING, BEARING SPACER, .712 THICK		A/R	3

	151 Lawrence Drive Livermore, California 94551 Telephone (925) 454-9500 FAX (925) 454-9501	BY: M.A.S.	SERVICE PARTS LIST FOR 873-0060-001	REV.	SHEET
		DATE: 5/19/97		B	

SERVICE PARTS LIST

TRANSFER CASE MODEL — TC-1702

TRANSFER CASE ASSEMBLY NUMBER 873-0060-001

REFER TO DRAWING NUMBER: 873-0060-000

ITEM	PART NUMBER	DESCRIPTION	873-0060-	001 QTY	FOOT NOTE
72K	756-0237-015	RING, BEARING SPACER, .720 THICK		A/R	3
72L	756-0237-016	RING, BEARING SPACER, .721 THICK		A/R	3
72M	756-0237-017	RING, BEARING SPACER, .722 THICK		A/R	3
72N	756-0237-018	RING, BEARING SPACER, .723 THICK		A/R	3
72O	756-0237-019	RING, BEARING SPACER, .724 THICK		A/R	3
72P	756-0237-020	RING, BEARING SPACER, .725 THICK		A/R	3
73	756-0276-001	RING, SPACER, LOWER SHAFT, REAR, .285 THICK		1	
74	756-0276-002	RING, SPACER, LOWER SHAFT, FRONT, .332 THICK		1	
75	758-0255	PLUG, 1/4 NPT, SQUARE HEAD		1	
76	758-0274	PLUG, 3/4 NPT, SQUARE HEAD, MAGNETIC		1	
77	758-0328	PLUG, 1" WELCH		1	
78	758-0338	PLUG, PLASTIC, 1/4 NPT SHIPPING		2	
79		NOT USED			
80	758-0352	PLUG, 3/4 NPT, SQUARE HEAD		1	
81	758-0372	PLUG, PLASTIC, MECHANICAL SPEEDO		1	
82		NOT USED			
83	762-0288	RING, SNAP		1	
84	776-0234	SHAFT, FRONT OUTPUT		1	
85	776-0254	SHAFT, UPPER INPUT		1	
86	776-0277	SHAFT, LOWER REAR OUTPUT		1	
87	776-0256	SHAFT, SHIFTER, H-U		1	
88	777-0477	SPRING, DECLUTCH, S.S.		1	
89	777-0486	SPRING, H-U, S.S.		1	
90	782-0288	O-RING, SHIFT SHAFT, FRONT DRIVE		1	
91	792-0866	PLATE, DECLUTCH COVER		1	
92	793-0464	PLATE, SHIFT FORK NUT, LOCKING		1	
93	798-0245	SWITCH, INDICATOR, FRONT DRIVE		1	
94	836-0223	VENT, 3/8 NPT BREATHER		1	
95	883-0482	TUBE, SHIFT CYLINDER ADAPTER, FRONT DECLUTCH		1	
96	883-0683	TUBE, SHIFT CYLINDER ADAPTER, H-U		1	



151 Lawrence Drive
 Livermore, California 94551
 Telephone (925) 454-9500
 FAX (925) 454-9501

BY: M.A.S.

DATE: 5/19/97

SERVICE PARTS LIST FOR

873-0060-001

REV.

B

SHEET

5 of 6

SERVICE PARTS LIST

TRANSFER CASE MODEL — TC-1702


TRANSFER CASE ASSEMBLY NUMBER 873-0060-001

REFER TO DRAWING NUMBER: 873-0060-000

ITEM	PART NUMBER	DESCRIPTION	873-0060-	001 QTY	FOOT NOTE
97	883-0887-001	TUBE, SHIFT CYLINDER, FRONT DECLUTCH, 2.75 LONG		1	
98	883-0887-015	TUBE, SHIFT CYLINDER, H-U, 3.625 LONG		1	
99	883-0988	TUBE SHIPPING INPUT/FRONT OUTPUT		2	
100	883-0996-004	TUBE, SPACER, SPEEDO DRIVE GEAR		1	
101	883-0997	TUBE, SHIPPING REAR OUTPUT		1	
102	927-0347	WASHER, PLAIN, 7/16, SAE		14	
103	927-0427	WASHER, COPPER		1	
104	927-0553	WASHER, S.S., H-U		1	
105	927-0643	WASHER, S.S., FRONT DRIVE		1	
106	927-0722	WASHER, PLAIN, 1/2, SAE		44	
107	927-0763	WASHER, PLAIN, (1/2 DRILLED FOR 5/8)		2	
108	927-0775-006	WASHER, REAR OUTPUT		1	
109	966-0326	KEY		1	
110	966-0333	KEY (w/CHAMFER)		1	
111	947-0223	WIRE LOCK		1	

FOOTNOTES:

1. SELECT CORRECT SPACER RING ITEMS #66 THROUGH #66E TO ACHIEVE .001T TO .005L END FLOAT ON FRONT OUTPUT SHAFT.
2. SELECT SHIMS ITEM #68 (UPPER AND LOWER FRONT) TO ACHIEVE .003T TO .003L END FLOAT ON EACH SHAFT.
3. SELECT CORRECT SPACER RING ITEMS #72 THROUGH #72P TO ACHIEVE .000 TO .002 END FLOAT ON LOWER 45 OR 49 TOOTH AND 57 OR 58 TOOTH GEARS.

	151 Lawrence Drive Livermore, California 94551 Telephone (925) 454-9500 FAX (925) 454-9501	BY: M.A.S.	SERVICE PARTS LIST FOR 873-0060-001	REV. B	SHEET 6 of 6
		DATE: 5/19/97			

SERVICE PARTS LIST


TRANSFER CASE MODEL NUMBER TC-1702

PTO ASSEMBLY NUMBER: 873-0060-002

RATIO: 1.00:1 High Ratio
2.52:1 Underdrive Ratio

DESCRIPTION: Transfer Case, Air Shift, Two-speed, Two-shaft,
with Vertical Mounting (front fill and drain), and
Mechanical Speedometer.

REFER TO DRAWING: 873-0060-000

	151 Lawrence Drive Livermore, California 94551 Telephone (925) 454-9500 FAX (925) 454-9501	BY: M.A.S.	SERVICE PARTS LIST FOR 873-0060-002	REV.	SHEET
		DATE: 5/19/97		B	1 of 6


SERVICE PARTS LIST

TRANSFER CASE MODEL — TC-1702

TRANSFER CASE ASSEMBLY NUMBER 873-0060-002

REFER TO DRAWING NUMBER: 873-0060-000

ITEM	PART NUMBER	DESCRIPTION	873-0060-	002 QTY	FOOT NOTE
1	233-0375	BEARING CUP		2	
2	233-0497	BEARING CONE		2	
3	233-0443	BEARING CONE		2	
4	233-0444	BEARING CUP		2	
5	233-0527	BEARING CUP		4	
6	233-0528	BEARING CONE		4	
7	233-0529	BEARING CUP		2	
8	233-0532	BEARING CONE		1	
9	233-0533	BEARING CONE		1	
10	235-0352	CAP, SHIFT CYLINDER, FRONT DRIVE		1	
11	235-0388	CAP, SHIFTER SHAFT, H-U		1	
12	235-0528	CAP, SHIFT CYLINDER, H-U		1	
13	235-0594	CAP, TOP, FRONT		1	
14	237-0465	CARRIER, BEARING & SEAL, FRONT DRIVE		1	
15	265-0224	BOLT, HH, 1/2-13 x 2 1/2		18	
16	265-0238	BOLT, HH, 7/16-14 x 1 1/4		14	
17		NOT USED			
18		NOT USED			
19	265-0343	BOLT, HH, 1/4-20 x 1/2		4	
20	265-0386	BOLT, HH, 1/4-20 x 3/4		4	
21	265-0768	BOLT, HH, 7/16-20 x 1 3/8, GRADE 8, DR. HD.		2	
22	265-0769	BOLT, HH, 1/4-20 x 3 3/4		4	
23	265-0982	BOLT, HH, 1/4-20 x 4 3/4		4	
24	273-0777	BRACKET, LIFTING		2	
24A	283-0232	BOLT, HH, 1/2-13 x 2 3/4		2	
25	339-0223	FELT WIPER		2	
26	357-0678	FITTING, 3/8, STREET ELBOW		1	
27	367-0254	FORK, SHIFT, FRONT DRIVE		1	
28	367-0288	FORK, SHIFT, H-U		1	
29	427-0375	GASKET, DECLUTCH CARRIER		1	

	151 Lawrence Drive Livermore, California 94551 Telephone (925) 454-9500 FAX (925) 454-9501	BY: M.A.S.	SERVICE PARTS LIST FOR 873-0060-002	REV.	SHEET 2 of 6
		DATE: 5/19/97		B	


SERVICE PARTS LIST

TRANSFER CASE MODEL — TC-1702

TRANSFER CASE ASSEMBLY NUMBER 873-0060-002

REFER TO DRAWING NUMBER: 873-0060-000

ITEM	PART NUMBER	DESCRIPTION	873-0060-	002 QTY	FOOT NOTE
30	427-0376	GASKET, DECLUTCH COVER		1	
31	427-0399	GASKET, SHIFTER CAP		1	
32	427-0526	GASKET, HOUSING		1	
33	432-0426	GEAR, CLUTCH COLLAR		1	
34	432-0563	GEAR, CLUTCH, FRONT DRIVE		1	
35	432-0629	GEAR, UPPER, 49T		1	
36		NOT USED			
37	432-0738	GEAR, DECLUTCH FRONT DRIVE		1	
38	432-0655	GEAR, LOWER, 49T		1	
39		NOT USED			
40	432-0656	GEAR, CLUTCH COLLAR, H-U		1	
41	432-0739	GEAR, UPPER, 23T		1	
42	432-0742	GEAR, LOWER, 58T		1	
43		NOT USED			
44		NOT USED			
45	468-0943-001	HOUSING, FRONT DRIVE DECLUTCH		1	
46		NOT USED			
47	478-0239-001	HOUSING, TRANSFER CASE, FRONT		1	
48	478-0297	HOUSING, TRANSFER CASE, REAR		1	
49		NOT USED			
50	626-0264	NAME PLATE		1	
51	675-0014	O-RING, SHIFT SHAFT, H-U		1	
52	675-0224	O-RING, ADAPTERS		6	
53	675-0326	O-RING, PISTON		2	
54	688-0245	NUT, JAM, 1 1/4-12		1	
55	688-0464	NUT, LOCK, 3/8-24		1	
56	688-0642	NUT, LOCK, 1 3/4-16		1	
57	688-0645	NUT, LOCK, 2.548-18		1	
58	688-0725	NUT, LOCK, 1/2-13		1	
59	688-0738	NUT, LOCK, 1 3/4-12		2	

	151 Lawrence Drive Livermore, California 94551 Telephone (925) 454-9500 FAX (925) 454-9501	BY: M.A.S.	SERVICE PARTS LIST FOR 873-0060-002	REV.	SHEET
		DATE: 5/19/97		B	


SERVICE PARTS LIST

TRANSFER CASE MODEL — TC-1702

TRANSFER CASE ASSEMBLY NUMBER 873-0060-002

REFER TO DRAWING NUMBER: 873-0060-000

ITEM	PART NUMBER	DESCRIPTION	873-0060-	002 QTY	FOOT NOTE
60	688-0757	NUT, LOCK, 1/2-13		22	
61	724-0276	SCREW, DRIVE #6 x 5/16		2	
62	724-0669	SCREW, SHOULDER, 5/8 X 1 3/4		2	
63	724-0677	SCREW, 12-POINT, 7/16-14 X 2 1/4		6	
64	732-0333	SEAL, OIL		3	
65	736-0747	RING, STOP		2	
66	736-0939	RING, BEARING SPACER, .360 THICK		A/R	1
66A	736-0942	RING, BEARING SPACER, .365 THICK		A/R	1
66B	736-0943	RING, BEARING SPACER, .370 THICK		A/R	1
66C	736-0944	RING, BEARING SPACER, .375 THICK		A/R	1
66D	736-0959	RING, BEARING SPACER, .380 THICK		A/R	1
66E	736-0962	RING, BEARING SPACER, .385 THICK		A/R	1
67	742-0799	SHAFT, SHIFTER DECLUTCH		1	
68	744-0278	SHIM, .031 THICK, CORAL		A/R	2
	744-0279	SHIM, .016 THICK, PINK		A/R	2
	744-0282	SHIM, .005 THICK, BLUE		A/R	2
	744-0283	SHIM, .002 THICK, RED		A/R	2
69	746-0628	PIN, DOWEL, 5/16 x 1 3/4 LONG		1	
70	753-0232	PISTON, SHIFT, FRONT DRIVE		1	
71	753-0245	PISTON, SHIFT, H-U		1	
72	756-0237-001	RING, BEARING SPACER, .719 THICK		A/R	3
72A	756-0237-002	RING, BEARING SPACER, .716 THICK		A/R	3
72B	756-0237-003	RING, BEARING SPACER, .713 THICK		A/R	3
72C	756-0237-004	RING, BEARING SPACER, .710 THICK		A/R	3
72D	756-0237-009	RING, BEARING SPACER, .718 THICK		A/R	3
72E	756-0237-010	RING, BEARING SPACER, .717 THICK		A/R	3
72F	756-0237-011	RING, BEARING SPACER, .715 THICK		A/R	3
72G	756-0237-012	RING, BEARING SPACER, .714 THICK		A/R	3
72H	756-0237-013	RING, BEARING SPACER, .711 THICK		A/R	3
72J	756-0237-014	RING, BEARING SPACER, .712 THICK		A/R	3

	151 Lawrence Drive Livermore, California 94551 Telephone (925) 454-9500 FAX (925) 454-9501	BY: M.A.S.	SERVICE PARTS LIST FOR 873-0060-002	REV.	SHEET 4 of 6
		DATE: 5/19/97		B	

SERVICE PARTS LIST

TRANSFER CASE MODEL — TC-1702

TRANSFER CASE ASSEMBLY NUMBER 873-0060-002

REFER TO DRAWING NUMBER: 873-0060-000

ITEM	PART NUMBER	DESCRIPTION	873-0060-	002 QTY	FOOT NOTE
72K	756-0237-015	RING, BEARING SPACER, .720 THICK		A/R	3
72L	756-0237-016	RING, BEARING SPACER, .721 THICK		A/R	3
72M	756-0237-017	RING, BEARING SPACER, .722 THICK		A/R	3
72N	756-0237-018	RING, BEARING SPACER, .723 THICK		A/R	3
72O	756-0237-019	RING, BEARING SPACER, .724 THICK		A/R	3
72P	756-0237-020	RING, BEARING SPACER, .725 THICK		A/R	3
73	756-0276-001	RING, SPACER, LOWER SHAFT, REAR, .285 THICK		1	
74	756-0276-002	RING, SPACER, LOWER SHAFT, FRONT, .332 THICK		1	
75	758-0255	PLUG, 1/4 NPT, SQUARE HEAD		1	
76	758-0274	PLUG, 3/4 NPT, SQUARE HEAD, MAGNETIC		1	
77	758-0328	PLUG, 1" WELCH		1	
78	758-0338	PLUG, PLASTIC, 1/4 NPT SHIPPING		2	
79		NOT USED			
80	758-0352	PLUG, 3/4 NPT, SQUARE HEAD		1	
81	758-0372	PLUG, PLASTIC, MECHANICAL SPEEDO		1	
82		NOT USED			
83	762-0288	RING, SNAP		1	
84	776-0234	SHAFT, FRONT OUTPUT		1	
85	776-0254	SHAFT, UPPER INPUT		1	
86	776-0277	SHAFT, LOWER REAR OUTPUT		1	
87	776-0256	SHAFT, SHIFTER, H-U		1	
88	777-0477	SPRING, DECLUTCH, S.S.		1	
89	777-0486	SPRING, H-U, S.S.		1	
90	782-0288	O-RING, SHIFT SHAFT, FRONT DRIVE		1	
91	792-0866	PLATE, DECLUTCH COVER		1	
92	793-0464	PLATE, SHIFT FORK NUT, LOCKING		1	
93	798-0245	SWITCH, INDICATOR, FRONT DRIVE		1	
94	836-0223	VENT, 3/8 NPT BREATHER		1	
95	883-0482	TUBE, SHIFT CYLINDER ADAPTER, FRONT DECLUTCH		1	
96	883-0683	TUBE, SHIFT CYLINDER ADAPTER, H-U		1	



151 Lawrence Drive
 Livermore, California 94551
 Telephone (925) 454-9500
 FAX (925) 454-9501

BY: M.A.S.

DATE: 5/19/97

SERVICE PARTS LIST FOR

873-0060-002

REV.

B

SHEET

5 of 6

SERVICE PARTS LIST

TRANSFER CASE MODEL — TC-1702


TRANSFER CASE ASSEMBLY NUMBER 873-0060-002

REFER TO DRAWING NUMBER: 873-0060-000

ITEM	PART NUMBER	DESCRIPTION	873-0060-	002 QTY	FOOT NOTE
97	883-0887-001	TUBE, SHIFT CYLINDER, FRONT DECLUTCH, 2.75 LONG		1	
98	883-0887-015	TUBE, SHIFT CYLINDER, H-U, 3.625 LONG		1	
99	883-0988	TUBE SHIPPING INPUT/FRONT OUTPUT		2	
100	883-0996-004	TUBE, SPACER, SPEEDO DRIVE GEAR		1	
101	883-0997	TUBE, SHIPPING REAR OUTPUT		1	
102	927-0347	WASHER, PLAIN, 7/16, SAE		14	
103	927-0427	WASHER, COPPER		1	
104	927-0553	WASHER, S.S., H-U		1	
105	927-0643	WASHER, S.S., FRONT DRIVE		1	
106	927-0722	WASHER, PLAIN, 1/2, SAE		44	
107	927-0763	WASHER, PLAIN, (1/2 DRILLED FOR 5/8)		2	
108	927-0775-006	WASHER, REAR OUTPUT		1	
109	966-0326	KEY		1	
110	966-0333	KEY (w/CHAMFER)		1	
111	947-0223	WIRE LOCK		1	

FOOTNOTES:

1. SELECT CORRECT SPACER RING ITEMS #66 THROUGH #66E TO ACHIEVE .001T TO .005L END FLOAT ON FRONT OUTPUT SHAFT.
2. SELECT SHIMS ITEM #68 (UPPER AND LOWER FRONT) TO ACHIEVE .003T TO .003L END FLOAT ON EACH SHAFT.
3. SELECT CORRECT SPACER RING ITEMS #72 THROUGH #72P TO ACHIEVE .000 TO .002 END FLOAT ON LOWER 45 OR 49 TOOTH AND 57 OR 58 TOOTH GEARS.

	151 Lawrence Drive Livermore, California 94551 Telephone (925) 454-9500 FAX (925) 454-9501	BY: M.A.S.	SERVICE PARTS LIST FOR 873-0060-002	REV. B	SHEET 6 of 6
		DATE: 5/19/97			

SERVICE PARTS LIST


TRANSFER CASE MODEL NUMBER TC-1702

PTO ASSEMBLY NUMBER: 873-0060-003

RATIO: 0.85:1 High Ratio
2.52:1 Underdrive Ratio

DESCRIPTION: Transfer Case, Air Shift, Two-speed, Two-shaft,
with Vertical Mounting (front fill and drain), and
Mechanical Speedometer.

REFER TO DRAWING: 873-0060-000

	151 Lawrence Drive Livermore, California 94551 Telephone (925) 454-9500 FAX (925) 454-9501	BY: M.A.S.	SERVICE PARTS LIST FOR 873-0060-003	REV.	SHEET
		DATE: 5/19/97		B	1 of 6


SERVICE PARTS LIST

TRANSFER CASE MODEL — TC-1702

TRANSFER CASE ASSEMBLY NUMBER 873-0060-003

REFER TO DRAWING NUMBER: 873-0060-000

ITEM	PART NUMBER	DESCRIPTION	873-0060-	003 QTY	FOOT NOTE
1	233-0375	BEARING CUP		2	
2	233-0497	BEARING CONE		2	
3	233-0443	BEARING CONE		2	
4	233-0444	BEARING CUP		2	
5	233-0527	BEARING CUP		4	
6	233-0528	BEARING CONE		4	
7	233-0529	BEARING CUP		2	
8	233-0532	BEARING CONE		1	
9	233-0533	BEARING CONE		1	
10	235-0352	CAP, SHIFT CYLINDER, FRONT DRIVE		1	
11	235-0388	CAP, SHIFTER SHAFT, H-U		1	
12	235-0528	CAP, SHIFT CYLINDER, H-U		1	
13	235-0594	CAP, TOP, FRONT		1	
14	237-0465	CARRIER, BEARING & SEAL, FRONT DRIVE		1	
15	265-0224	BOLT, HH, 1/2-13 x 2 1/2		18	
16	265-0238	BOLT, HH, 7/16-14 x 1 1/4		14	
17		NOT USED			
18		NOT USED			
19	265-0343	BOLT, HH, 1/4-20 x 1/2		4	
20	265-0386	BOLT, HH, 1/4-20 x 3/4		4	
21	265-0768	BOLT, HH, 7/16-20 x 1 3/8, GRADE 8, DR. HD.		2	
22	265-0769	BOLT, HH, 1/4-20 x 3 3/4		4	
23	265-0982	BOLT, HH, 1/4-20 x 4 3/4		4	
24	273-0777	BRACKET, LIFTING		2	
24A	283-0232	BOLT, HH, 1/2-13 x 2 3/4		2	
25	339-0223	FELT WIPER		2	
26	357-0678	FITTING, 3/8, STREET ELBOW		1	
27	367-0254	FORK, SHIFT, FRONT DRIVE		1	
28	367-0288	FORK, SHIFT, H-U		1	
29	427-0375	GASKET, DECLUTCH CARRIER		1	

	151 Lawrence Drive Livermore, California 94551 Telephone (925) 454-9500 FAX (925) 454-9501	BY: M.A.S.	SERVICE PARTS LIST FOR 873-0060-003	REV.	SHEET 2 of 6
		DATE: 5/19/97		B	


SERVICE PARTS LIST

TRANSFER CASE MODEL — TC-1702

TRANSFER CASE ASSEMBLY NUMBER 873-0060-003

REFER TO DRAWING NUMBER: 873-0060-000

ITEM	PART NUMBER	DESCRIPTION	873-0060-	003 QTY	FOOT NOTE
30	427-0376	GASKET, DECLUTCH COVER		1	
31	427-0399	GASKET, SHIFTER CAP		1	
32	427-0526	GASKET, HOUSING		1	
33	432-0426	GEAR, CLUTCH COLLAR		1	
34	432-0563	GEAR, CLUTCH, FRONT DRIVE		1	
35		NOT USED			
36	432-0736	GEAR, UPPER, 53T		1	
37	432-0738	GEAR, DECLUTCH FRONT DRIVE		1	
38		NOT USED			
39	432-0737	GEAR, LOWER, 45T		1	
40	432-0656	GEAR, CLUTCH COLLAR, H-U		1	
41	432-0739	GEAR, UPPER, 23T		1	
42	432-0742	GEAR, LOWER, 58T		1	
43		NOT USED			
44		NOT USED			
45	468-0943-001	HOUSING, FRONT DRIVE DECLUTCH		1	
46		NOT USED			
47	478-0239-001	HOUSING, TRANSFER CASE, FRONT		1	
48	478-0297	HOUSING, TRANSFER CASE, REAR		1	
49	626-0228	NAMEPLATE		1	
50		NOT USED			
51	675-0014	O-RING, SHIFT SHAFT, H-U		1	
52	675-0224	O-RING, ADAPTERS		6	
53	675-0326	O-RING, PISTON		2	
54	688-0245	NUT, JAM, 1 1/4-12		1	
55	688-0464	NUT, LOCK, 3/8-24		1	
56	688-0642	NUT, LOCK, 1 3/4-16		1	
57	688-0645	NUT, LOCK, 2.548-18		1	
58	688-0725	NUT, LOCK, 1/2-13		1	
59	688-0738	NUT, LOCK, 1 3/4-12		2	

	151 Lawrence Drive Livermore, California 94551 Telephone (925) 454-9500 FAX (925) 454-9501	BY: M.A.S.	SERVICE PARTS LIST FOR 873-0060-003	REV.	SHEET
		DATE: 5/19/97		B	


SERVICE PARTS LIST

TRANSFER CASE MODEL — TC-1702

TRANSFER CASE ASSEMBLY NUMBER 873-0060-003

REFER TO DRAWING NUMBER: 873-0060-000

ITEM	PART NUMBER	DESCRIPTION	873-0060-	003 QTY	FOOT NOTE
60	688-0757	NUT, LOCK, 1/2-13		22	
61	724-0276	SCREW, DRIVE #6 x 5/16		2	
62	724-0669	SCREW, SHOULDER, 5/8 X 1 3/4		2	
63	724-0677	SCREW, 12-POINT, 7/16-14 X 2 1/4		6	
64	732-0333	SEAL, OIL		3	
65	736-0747	RING, STOP		2	
66	736-0939	RING, BEARING SPACER, .360 THICK		A/R	1
66A	736-0942	RING, BEARING SPACER, .365 THICK		A/R	1
66B	736-0943	RING, BEARING SPACER, .370 THICK		A/R	1
66C	736-0944	RING, BEARING SPACER, .375 THICK		A/R	1
66D	736-0959	RING, BEARING SPACER, .380 THICK		A/R	1
66E	736-0962	RING, BEARING SPACER, .385 THICK		A/R	1
67	742-0799	SHAFT, SHIFTER DECLUTCH		1	
68	744-0278	SHIM, .031 THICK, CORAL		A/R	2
	744-0279	SHIM, .016 THICK, PINK		A/R	2
	744-0282	SHIM, .005 THICK, BLUE		A/R	2
	744-0283	SHIM, .002 THICK, RED		A/R	2
69	746-0628	PIN, DOWEL, 5/16 x 1 3/4 LONG		1	
70	753-0232	PISTON, SHIFT, FRONT DRIVE		1	
71	753-0245	PISTON, SHIFT, H-U		1	
72	756-0237-001	RING, BEARING SPACER, .719 THICK		A/R	3
72A	756-0237-002	RING, BEARING SPACER, .716 THICK		A/R	3
72B	756-0237-003	RING, BEARING SPACER, .713 THICK		A/R	3
72C	756-0237-004	RING, BEARING SPACER, .710 THICK		A/R	3
72D	756-0237-009	RING, BEARING SPACER, .718 THICK		A/R	3
72E	756-0237-010	RING, BEARING SPACER, .717 THICK		A/R	3
72F	756-0237-011	RING, BEARING SPACER, .715 THICK		A/R	3
72G	756-0237-012	RING, BEARING SPACER, .714 THICK		A/R	3
72H	756-0237-013	RING, BEARING SPACER, .711 THICK		A/R	3
72J	756-0237-014	RING, BEARING SPACER, .712 THICK		A/R	3

	151 Lawrence Drive Livermore, California 94551 Telephone (925) 454-9500 FAX (925) 454-9501	BY: M.A.S.	SERVICE PARTS LIST FOR 873-0060-003	REV.	SHEET
		DATE: 5/19/97		B	

SERVICE PARTS LIST

TRANSFER CASE MODEL — TC-1702

TRANSFER CASE ASSEMBLY NUMBER 873-0060-003

REFER TO DRAWING NUMBER: 873-0060-000

ITEM	PART NUMBER	DESCRIPTION	873-0060-	003 QTY	FOOT NOTE
72K	756-0237-015	RING, BEARING SPACER, .720 THICK		A/R	3
72L	756-0237-016	RING, BEARING SPACER, .721 THICK		A/R	3
72M	756-0237-017	RING, BEARING SPACER, .722 THICK		A/R	3
72N	756-0237-018	RING, BEARING SPACER, .723 THICK		A/R	3
72O	756-0237-019	RING, BEARING SPACER, .724 THICK		A/R	3
72P	756-0237-020	RING, BEARING SPACER, .725 THICK		A/R	3
73	756-0276-001	RING, SPACER, LOWER SHAFT, REAR, .285 THICK		1	
74	756-0276-002	RING, SPACER, LOWER SHAFT, FRONT, .332 THICK		1	
75	758-0255	PLUG, 1/4 NPT, SQUARE HEAD		1	
76	758-0274	PLUG, 3/4 NPT, SQUARE HEAD, MAGNETIC		1	
77	758-0328	PLUG, 1" WELCH		1	
78	758-0338	PLUG, PLASTIC, 1/4 NPT SHIPPING		2	
79		NOT USED			
80	758-0352	PLUG, 3/4 NPT, SQUARE HEAD		1	
81	758-0372	PLUG, PLASTIC, MECHANICAL SPEEDO		1	
82		NOT USED			
83	762-0288	RING, SNAP		1	
84	776-0234	SHAFT, FRONT OUTPUT		1	
85	776-0254	SHAFT, UPPER INPUT		1	
86	776-0277	SHAFT, LOWER REAR OUTPUT		1	
87	776-0256	SHAFT, SHIFTER, H-U		1	
88	777-0477	SPRING, DECLUTCH, S.S.		1	
89	777-0486	SPRING, H-U, S.S.		1	
90	782-0288	O-RING, SHIFT SHAFT, FRONT DRIVE		1	
91	792-0866	PLATE, DECLUTCH COVER		1	
92	793-0464	PLATE, SHIFT FORK NUT, LOCKING		1	
93	798-0245	SWITCH, INDICATOR, FRONT DRIVE		1	
94	836-0223	VENT, 3/8 NPT BREATHER		1	
95	883-0482	TUBE, SHIFT CYLINDER ADAPTER, FRONT DECLUTCH		1	
96	883-0683	TUBE, SHIFT CYLINDER ADAPTER, H-U		1	



151 Lawrence Drive
 Livermore, California 94551
 Telephone (925) 454-9500
 FAX (925) 454-9501

BY: M.A.S.

DATE: 5/19/97

SERVICE PARTS LIST FOR

873-0060-003

REV.

B

SHEET

5 of 6

SERVICE PARTS LIST

TRANSFER CASE MODEL — TC-1702


TRANSFER CASE ASSEMBLY NUMBER 873-0060-003

REFER TO DRAWING NUMBER: 873-0060-000

ITEM	PART NUMBER	DESCRIPTION	873-0060-	003 QTY	FOOT NOTE
97	883-0887-001	TUBE, SHIFT CYLINDER, FRONT DECLUTCH, 2.75 LONG		1	
98	883-0887-015	TUBE, SHIFT CYLINDER, H-U, 3.625 LONG		1	
99	883-0988	TUBE SHIPPING INPUT/FRONT OUTPUT		2	
100	883-0996-004	TUBE, SPACER, SPEEDO DRIVE GEAR		1	
101	883-0997	TUBE, SHIPPING REAR OUTPUT		1	
102	927-0347	WASHER, PLAIN, 7/16, SAE		14	
103	927-0427	WASHER, COPPER		1	
104	927-0553	WASHER, S.S., H-U		1	
105	927-0643	WASHER, S.S., FRONT DRIVE		1	
106	927-0722	WASHER, PLAIN, 1/2, SAE		44	
107	927-0763	WASHER, PLAIN, (1/2 DRILLED FOR 5/8)		2	
108	927-0775-006	WASHER, REAR OUTPUT		1	
109	966-0326	KEY		1	
110	966-0333	KEY (w/CHAMFER)		1	
111	947-0223	WIRE LOCK		1	

FOOTNOTES:

1. SELECT CORRECT SPACER RING ITEMS #66 THROUGH #66E TO ACHIEVE .001T TO .005L END FLOAT ON FRONT OUTPUT SHAFT.
2. SELECT SHIMS ITEM #68 (UPPER AND LOWER FRONT) TO ACHIEVE .003T TO .003L END FLOAT ON EACH SHAFT.
3. SELECT CORRECT SPACER RING ITEMS #72 THROUGH #72P TO ACHIEVE .000 TO .002 END FLOAT ON LOWER 45 OR 49 TOOTH AND 57 OR 58 TOOTH GEARS.

	151 Lawrence Drive Livermore, California 94551 Telephone (925) 454-9500 FAX (925) 454-9501	BY: M.A.S.	SERVICE PARTS LIST FOR 873-0060-003	REV.	SHEET
		DATE: 5/19/97		B	6 of 6

SERVICE PARTS LIST


TRANSFER CASE MODEL NUMBER TC-1702

PTO ASSEMBLY NUMBER: 873-0060-004

RATIO: 1.00:1 High Ratio
2.52:1 Underdrive Ratio

DESCRIPTION: Transfer Case, Air Shift, Two-speed, Two-shaft,
with Vertical Mounting (front fill and drain), and
Mechanical Speedometer.

REFER TO DRAWING: 873-0060-000

	151 Lawrence Drive Livermore, California 94551 Telephone (925) 454-9500 FAX (925) 454-9501	BY: M.A.S.	SERVICE PARTS LIST FOR 873-0060-004	REV.	SHEET
		DATE: 5/19/97		B	1 of 6


SERVICE PARTS LIST

TRANSFER CASE MODEL — TC-1702

TRANSFER CASE ASSEMBLY NUMBER 873-0060-004

REFER TO DRAWING NUMBER: 873-0060-000

ITEM	PART NUMBER	DESCRIPTION	873-0060-	004 QTY	FOOT NOTE
1	233-0375	BEARING CUP		2	
2	233-0497	BEARING CONE		2	
3	233-0443	BEARING CONE		2	
4	233-0444	BEARING CUP		2	
5	233-0527	BEARING CUP		4	
6	233-0528	BEARING CONE		4	
7	233-0529	BEARING CUP		2	
8	233-0532	BEARING CONE		1	
9	233-0533	BEARING CONE		1	
10	235-0352	CAP, SHIFT CYLINDER, FRONT DRIVE		1	
11	235-0388	CAP, SHIFTER SHAFT, H-U		1	
12	235-0528	CAP, SHIFT CYLINDER, H-U		1	
13	235-0594	CAP, TOP, FRONT		1	
14	237-0465	CARRIER, BEARING & SEAL, FRONT DRIVE		1	
15	265-0224	BOLT, HH, 1/2-13 x 2 1/2		18	
16	265-0238	BOLT, HH, 7/16-14 x 1 1/4		14	
17		NOT USED			
18		NOT USED			
19	265-0343	BOLT, HH, 1/4-20 x 1/2		4	
20	265-0386	BOLT, HH, 1/4-20 x 3/4		4	
21	265-0768	BOLT, HH, 7/16-20 x 1 3/8, GRADE 8, DR. HD.		2	
22	265-0769	BOLT, HH, 1/4-20 x 3 3/4		4	
23	265-0982	BOLT, HH, 1/4-20 x 4 3/4		4	
24	273-0777	BRACKET, LIFTING		2	
24A	283-0232	BOLT, HH, 1/2-13 x 2 3/4		2	
25	339-0223	FELT WIPER		2	
26	357-0678	FITTING, 3/8, STREET ELBOW		1	
27	367-0254	FORK, SHIFT, FRONT DRIVE		1	
28	367-0288	FORK, SHIFT, H-U		1	
29	427-0375	GASKET, DECLUTCH CARRIER		1	

	151 Lawrence Drive Livermore, California 94551 Telephone (925) 454-9500 FAX (925) 454-9501	BY: M.A.S.	SERVICE PARTS LIST FOR 873-0060-004	REV.	SHEET 2 of 6
		DATE: 5/19/97		B	


SERVICE PARTS LIST

TRANSFER CASE MODEL — TC-1702

TRANSFER CASE ASSEMBLY NUMBER 873-0060-004

REFER TO DRAWING NUMBER: 873-0060-000

ITEM	PART NUMBER	DESCRIPTION	873-0060-	004 QTY	FOOT NOTE
30	427-0376	GASKET, DECLUTCH COVER		1	
31	427-0399	GASKET, SHIFTER CAP		1	
32	427-0526	GASKET, HOUSING		1	
33	432-0426	GEAR, CLUTCH COLLAR		1	
34	432-0563	GEAR, CLUTCH, FRONT DRIVE		1	
35	432-0629	GEAR, UPPER, 49T		1	
36		NOT USED			
37	432-0738	GEAR, DECLUTCH FRONT DRIVE		1	
38	432-0655	GEAR, LOWER, 49T		1	
39		NOT USED			
40	432-0656	GEAR, CLUTCH COLLAR, H-U		1	
41	432-0739	GEAR, UPPER, 23T		1	
42	432-0742	GEAR, LOWER, 58T		1	
43		NOT USED			
44		NOT USED			
45	468-0943-001	HOUSING, FRONT DRIVE DECLUTCH		1	
46		NOT USED			
47	478-0239-001	HOUSING, TRANSFER CASE, FRONT		1	
48	478-0297	HOUSING, TRANSFER CASE, REAR		1	
49	626-0228	NAMEPLATE		1	
50		NOT USED			
51	675-0014	O-RING, SHIFT SHAFT, H-U		1	
52	675-0224	O-RING, ADAPTERS		6	
53	675-0326	O-RING, PISTON		2	
54	688-0245	NUT, JAM, 1 1/4-12		1	
55	688-0464	NUT, LOCK, 3/8-24		1	
56	688-0642	NUT, LOCK, 1 3/4-16		1	
57	688-0645	NUT, LOCK, 2.548-18		1	
58	688-0725	NUT, LOCK, 1/2-13		1	
59	688-0738	NUT, LOCK, 1 3/4-12		2	

 <p>151 Lawrence Drive Livermore, California 94551 Telephone (925) 454-9500 FAX (925) 454-9501</p>	BY: M.A.S.	SERVICE PARTS LIST FOR 873-0060-004	REV.	SHEET
	DATE: 5/19/97		B	3 of 6


SERVICE PARTS LIST

TRANSFER CASE MODEL — TC-1702

TRANSFER CASE ASSEMBLY NUMBER 873-0060-004

REFER TO DRAWING NUMBER: 873-0060-000

ITEM	PART NUMBER	DESCRIPTION	873-0060-	004 QTY	FOOT NOTE
60	688-0757	NUT, LOCK, 1/2-13		22	
61	724-0276	SCREW, DRIVE #6 x 5/16		2	
62	724-0669	SCREW, SHOULDER, 5/8 X 1 3/4		2	
63	724-0677	SCREW, 12-POINT, 7/16-14 X 2 1/4		6	
64	732-0333	SEAL, OIL		3	
65	736-0747	RING, STOP		2	
66	736-0939	RING, BEARING SPACER, .360 THICK		A/R	1
66A	736-0942	RING, BEARING SPACER, .365 THICK		A/R	1
66B	736-0943	RING, BEARING SPACER, .370 THICK		A/R	1
66C	736-0944	RING, BEARING SPACER, .375 THICK		A/R	1
66D	736-0959	RING, BEARING SPACER, .380 THICK		A/R	1
66E	736-0962	RING, BEARING SPACER, .385 THICK		A/R	1
67	742-0799	SHAFT, SHIFTER DECLUTCH		1	
68	744-0278	SHIM, .031 THICK, CORAL		A/R	2
	744-0279	SHIM, .016 THICK, PINK		A/R	2
	744-0282	SHIM, .005 THICK, BLUE		A/R	2
	744-0283	SHIM, .002 THICK, RED		A/R	2
69	746-0628	PIN, DOWEL, 5/16 x 1 3/4 LONG		1	
70	753-0232	PISTON, SHIFT, FRONT DRIVE		1	
71	753-0245	PISTON, SHIFT, H-U		1	
72	756-0237-001	RING, BEARING SPACER, .719 THICK		A/R	3
72A	756-0237-002	RING, BEARING SPACER, .716 THICK		A/R	3
72B	756-0237-003	RING, BEARING SPACER, .713 THICK		A/R	3
72C	756-0237-004	RING, BEARING SPACER, .710 THICK		A/R	3
72D	756-0237-009	RING, BEARING SPACER, .718 THICK		A/R	3
72E	756-0237-010	RING, BEARING SPACER, .717 THICK		A/R	3
72F	756-0237-011	RING, BEARING SPACER, .715 THICK		A/R	3
72G	756-0237-012	RING, BEARING SPACER, .714 THICK		A/R	3
72H	756-0237-013	RING, BEARING SPACER, .711 THICK		A/R	3
72J	756-0237-014	RING, BEARING SPACER, .712 THICK		A/R	3

	151 Lawrence Drive Livmore, California 94551 Telephone (925) 454-9500 FAX (925) 454-9501	BY: M.A.S.	SERVICE PARTS LIST FOR 873-0060-004	REV.	SHEET 4 of 6
		DATE: 5/19/97		B	


SERVICE PARTS LIST

TRANSFER CASE MODEL — TC-1702

TRANSFER CASE ASSEMBLY NUMBER 873-0060-004

REFER TO DRAWING NUMBER: 873-0060-000

ITEM	PART NUMBER	DESCRIPTION	873-0060-	004 QTY	FOOT NOTE
72K	756-0237-015	RING, BEARING SPACER, .720 THICK		A/R	3
72L	756-0237-016	RING, BEARING SPACER, .721 THICK		A/R	3
72M	756-0237-017	RING, BEARING SPACER, .722 THICK		A/R	3
72N	756-0237-018	RING, BEARING SPACER, .723 THICK		A/R	3
72O	756-0237-019	RING, BEARING SPACER, .724 THICK		A/R	3
72P	756-0237-020	RING, BEARING SPACER, .725 THICK		A/R	3
73	756-0276-001	RING, SPACER, LOWER SHAFT, REAR, .285 THICK		1	
74	756-0276-002	RING, SPACER, LOWER SHAFT, FRONT, .332 THICK		1	
75	758-0255	PLUG, 1/4 NPT, SQUARE HEAD		1	
76	758-0274	PLUG, 3/4 NPT, SQUARE HEAD, MAGNETIC		1	
77	758-0328	PLUG, 1" WELCH		1	
78	758-0338	PLUG, PLASTIC, 1/4 NPT SHIPPING		2	
79		NOT USED			
80	758-0352	PLUG, 3/4 NPT, SQUARE HEAD		1	
81	758-0372	PLUG, PLASTIC, MECHANICAL SPEEDO		1	
82		NOT USED			
83	762-0288	RING, SNAP		1	
84	776-0234	SHAFT, FRONT OUTPUT		1	
85	776-0254	SHAFT, UPPER INPUT		1	
86	776-0277	SHAFT, LOWER REAR OUTPUT		1	
87	776-0256	SHAFT, SHIFTER, H-U		1	
88	777-0477	SPRING, DECLUTCH, S.S.		1	
89	777-0486	SPRING, H-U, S.S.		1	
90	782-0288	O-RING, SHIFT SHAFT, FRONT DRIVE		1	
91	792-0866	PLATE, DECLUTCH COVER		1	
92	793-0464	PLATE, SHIFT FORK NUT, LOCKING		1	
93	798-0245	SWITCH, INDICATOR, FRONT DRIVE		1	
94	836-0223	VENT, 3/8 NPT BREATHER		1	
95	883-0482	TUBE, SHIFT CYLINDER ADAPTER, FRONT DECLUTCH		1	
96	883-0683	TUBE, SHIFT CYLINDER ADAPTER, H-U		1	

	151 Lawrence Drive Livermore, California 94551 Telephone (925) 454-9500 FAX (925) 454-9501	BY: M.A.S.	SERVICE PARTS LIST FOR 873-0060-004	REV.	SHEET
		DATE: 5/19/97		B	

SERVICE PARTS LIST

TRANSFER CASE MODEL — TC-1702


TRANSFER CASE ASSEMBLY NUMBER 873-0060-004

REFER TO DRAWING NUMBER: 873-0060-000

ITEM	PART NUMBER	DESCRIPTION	873-0060-	004 QTY	FOOT NOTE
97	883-0887-001	TUBE, SHIFT CYLINDER, FRONT DECLUTCH, 2.75 LONG		1	
98	883-0887-015	TUBE, SHIFT CYLINDER, H-U, 3.625 LONG		1	
99	883-0988	TUBE SHIPPING INPUT/FRONT OUTPUT		2	
100	883-0996-004	TUBE, SPACER, SPEEDO DRIVE GEAR		1	
101	883-0997	TUBE, SHIPPING REAR OUTPUT		1	
102	927-0347	WASHER, PLAIN, 7/16, SAE		14	
103	927-0427	WASHER, COPPER		1	
104	927-0553	WASHER, S.S., H-U		1	
105	927-0643	WASHER, S.S., FRONT DRIVE		1	
106	927-0722	WASHER, PLAIN, 1/2, SAE		44	
107	927-0763	WASHER, PLAIN, (1/2 DRILLED FOR 5/8)		2	
108	927-0775-006	WASHER, REAR OUTPUT		1	
109	966-0326	KEY		1	
110	966-0333	KEY (w/CHAMFER)		1	
111	947-0223	WIRE LOCK		1	

FOOTNOTES:

1. SELECT CORRECT SPACER RING ITEMS #66 THROUGH #66E TO ACHIEVE .001T TO .005L END FLOAT ON FRONT OUTPUT SHAFT.
2. SELECT SHIMS ITEM #68 (UPPER AND LOWER FRONT) TO ACHIEVE .003T TO .003L END FLOAT ON EACH SHAFT.
3. SELECT CORRECT SPACER RING ITEMS #72 THROUGH #72P TO ACHIEVE .000 TO .002 END FLOAT ON LOWER 45 OR 49 TOOTH AND 57 OR 58 TOOTH GEARS.

	151 Lawrence Drive Livermore, California 94551 Telephone (925) 454-9500 FAX (925) 454-9501	BY: M.A.S.	SERVICE PARTS LIST FOR 873-0060-004	REV. B	SHEET 6 of 6
		DATE: 5/19/97			

SERVICE PARTS LIST


TRANSFER CASE MODEL NUMBER TC-1702

PTO ASSEMBLY NUMBER: 873-0060-005

RATIO: 0.85:1 High Ratio
2.52:1 Underdrive Ratio

DESCRIPTION: Transfer Case, Air Shift, Two-speed, Two-shaft,
with Vertical Mounting (front fill and drain), and
Electronic Speedometer.

REFER TO DRAWING: 873-0060-000

	151 Lawrence Drive Livermore, California 94551 Telephone (925) 454-9500 FAX (925) 454-9501	BY: M.A.S.	SERVICE PARTS LIST FOR 873-0060-005	REV.	SHEET
		DATE: 5/19/97		B	1 of 6


SERVICE PARTS LIST

TRANSFER CASE MODEL — TC-1702

TRANSFER CASE ASSEMBLY NUMBER 873-0060-005

REFER TO DRAWING NUMBER: 873-0060-000

ITEM	PART NUMBER	DESCRIPTION	873-0060-	005 QTY	FOOT NOTE
1	233-0375	BEARING CUP		2	
2	233-0497	BEARING CONE		2	
3	233-0443	BEARING CONE		2	
4	233-0444	BEARING CUP		2	
5	233-0527	BEARING CUP		4	
6	233-0528	BEARING CONE		4	
7	233-0529	BEARING CUP		2	
8	233-0532	BEARING CONE		1	
9	233-0533	BEARING CONE		1	
10	235-0352	CAP, SHIFT CYLINDER, FRONT DRIVE		1	
11	235-0388	CAP, SHIFTER SHAFT, H-U		1	
12	235-0528	CAP, SHIFT CYLINDER, H-U		1	
13	235-0594	CAP, TOP, FRONT		1	
14	237-0465	CARRIER, BEARING & SEAL, FRONT DRIVE		1	
15	265-0224	BOLT, HH, 1/2-13 x 2 1/2		18	
16	265-0238	BOLT, HH, 7/16-14 x 1 1/4		14	
17		NOT USED			
18		NOT USED			
19	265-0343	BOLT, HH, 1/4-20 x 1/2		4	
20	265-0386	BOLT, HH, 1/4-20 x 3/4		4	
21	265-0768	BOLT, HH, 7/16-20 x 1 3/8, GRADE 8, DR. HD.		2	
22	265-0769	BOLT, HH, 1/4-20 x 3 3/4		4	
23	265-0982	BOLT, HH, 1/4-20 x 4 3/4		4	
24	273-0777	BRACKET, LIFTING		2	
24A	283-0232	BOLT, HH, 1/2-13 x 2 3/4		2	
25	339-0223	FELT WIPER		2	
26	357-0678	FITTING, 3/8, STREET ELBOW		1	
27	367-0254	FORK, SHIFT, FRONT DRIVE		1	
28	367-0288	FORK, SHIFT, H-U		1	
29	427-0375	GASKET, DECLUTCH CARRIER		1	

	151 Lawrence Drive Livermore, California 94551 Telephone (925) 454-9500 FAX (925) 454-9501	BY: M.A.S.	SERVICE PARTS LIST FOR 873-0060-005	REV.	SHEET 2 of 6
		DATE: 5/19/97		B	


SERVICE PARTS LIST

TRANSFER CASE MODEL — TC-1702

TRANSFER CASE ASSEMBLY NUMBER 873-0060-005

REFER TO DRAWING NUMBER: 873-0060-000

ITEM	PART NUMBER	DESCRIPTION	873-0060-	005 QTY	FOOT NOTE
30	427-0376	GASKET, DECLUTCH COVER		1	
31	427-0399	GASKET, SHIFTER CAP		1	
32	427-0526	GASKET, HOUSING		1	
33	432-0426	GEAR, CLUTCH COLLAR		1	
34	432-0563	GEAR, CLUTCH, FRONT DRIVE		1	
35		NOT USED			
36	432-0736	GEAR, UPPER, 53T		1	
37		NOT USED			
38		NOT USED			
39	432-0737	GEAR, LOWER, 45T		1	
40	432-0656	GEAR, CLUTCH COLLAR, H-U		1	
41	432-0739	GEAR, UPPER, 23T		1	
42	432-0742	GEAR, LOWER, 58T		1	
43	432-0743	GEAR, ELECTRONIC SPEEDO ROTOR		1	
44	432-0744	GEAR, DECLUTCH WITH ELECTRONIC SPEEDO		1	
45		NOT USED			
46	468-0943-002	HOUSING, FRONT DRIVE DECLUTCH		1	
47	478-0239-001	HOUSING, TRANSFER CASE, FRONT		1	
48	478-0297	HOUSING, TRANSFER CASE, REAR		1	
49	626-0228	NAMEPLATE "FABCO"		1	
50		NOT USED			
51	675-0014	O-RING, SHIFT SHAFT, H-U		1	
52	675-0224	O-RING, ADAPTERS		6	
53	675-0326	O-RING, PISTON		2	
54	688-0245	NUT, JAM, 1 1/4-12		1	
55	688-0464	NUT, LOCK, 3/8-24		1	
56	688-0642	NUT, LOCK, 1 3/4-16		1	
57	688-0645	NUT, LOCK, 2.548-18		1	
58	688-0725	NUT, LOCK, 1/2-13		1	
59	688-0738	NUT, LOCK, 1 3/4-12		2	

	151 Lawrence Drive Livermore, California 94551 Telephone (925) 454-9500 FAX (925) 454-9501	BY: M.A.S.	SERVICE PARTS LIST FOR 873-0060-005	REV.	SHEET
		DATE: 5/19/97		B	


SERVICE PARTS LIST

TRANSFER CASE MODEL — TC-1702

TRANSFER CASE ASSEMBLY NUMBER 873-0060-005

REFER TO DRAWING NUMBER: 873-0060-000

ITEM	PART NUMBER	DESCRIPTION	873-0060-	005 QTY	FOOT NOTE
60	688-0757	NUT, LOCK, 1/2-13		22	
61	724-0276	SCREW, DRIVE #6 x 5/16		2	
62	724-0669	SCREW, SHOULDER, 5/8 X 1 3/4		2	
63	724-0677	SCREW, 12-POINT, 7/16-14 X 2 1/4		6	
64	732-0333	SEAL, OIL		3	
65	736-0747	RING, STOP		2	
66	736-0939	RING, BEARING SPACER, .360 THICK		A/R	1
66A	736-0942	RING, BEARING SPACER, .365 THICK		A/R	1
66B	736-0943	RING, BEARING SPACER, .370 THICK		A/R	1
66C	736-0944	RING, BEARING SPACER, .375 THICK		A/R	1
66D	736-0959	RING, BEARING SPACER, .380 THICK		A/R	1
66E	736-0962	RING, BEARING SPACER, .385 THICK		A/R	1
67	742-0799	SHAFT, SHIFTER DECLUTCH		1	
68	744-0278	SHIM, .031 THICK, CORAL		A/R	2
	744-0279	SHIM, .016 THICK, PINK		A/R	2
	744-0282	SHIM, .005 THICK, BLUE		A/R	2
	744-0283	SHIM, .002 THICK, RED		A/R	2
69	746-0628	PIN, DOWEL, 5/16 x 1 3/4 LONG		1	
70	753-0232	PISTON, SHIFT, FRONT DRIVE		1	
71	753-0245	PISTON, SHIFT, H-U		1	
72	756-0237-001	RING, BEARING SPACER, .719 THICK		A/R	3
72A	756-0237-002	RING, BEARING SPACER, .716 THICK		A/R	3
72B	756-0237-003	RING, BEARING SPACER, .713 THICK		A/R	3
72C	756-0237-004	RING, BEARING SPACER, .710 THICK		A/R	3
72D	756-0237-009	RING, BEARING SPACER, .718 THICK		A/R	3
72E	756-0237-010	RING, BEARING SPACER, .717 THICK		A/R	3
72F	756-0237-011	RING, BEARING SPACER, .715 THICK		A/R	3
72G	756-0237-012	RING, BEARING SPACER, .714 THICK		A/R	3
72H	756-0237-013	RING, BEARING SPACER, .711 THICK		A/R	3
72J	756-0237-014	RING, BEARING SPACER, .712 THICK		A/R	3

	151 Lawrence Drive Livermore, California 94551 Telephone (925) 454-9500 FAX (925) 454-9501	BY: M.A.S.	SERVICE PARTS LIST FOR 873-0060-005	REV.	SHEET 4 of 6
		DATE: 5/19/97		B	


SERVICE PARTS LIST

TRANSFER CASE MODEL — TC-1702

TRANSFER CASE ASSEMBLY NUMBER 873-0060-005

REFER TO DRAWING NUMBER: 873-0060-000

ITEM	PART NUMBER	DESCRIPTION	873-0060-	005 QTY	FOOT NOTE
72K	756-0237-015	RING, BEARING SPACER, .720 THICK		A/R	3
72L	756-0237-016	RING, BEARING SPACER, .721 THICK		A/R	3
72M	756-0237-017	RING, BEARING SPACER, .722 THICK		A/R	3
72N	756-0237-018	RING, BEARING SPACER, .723 THICK		A/R	3
72O	756-0237-019	RING, BEARING SPACER, .724 THICK		A/R	3
72P	756-0237-020	RING, BEARING SPACER, .725 THICK		A/R	3
73	756-0276-001	RING, SPACER, LOWER SHAFT, REAR, .285 THICK		1	
74	756-0276-002	RING, SPACER, LOWER SHAFT, FRONT, .332 THICK		1	
75	758-0255	PLUG, 1/4 NPT, SQUARE HEAD		1	
76	758-0274	PLUG, 3/4 NPT, SQUARE HEAD, MAGNETIC		1	
77	758-0328	PLUG, 1" WELCH		1	
78	758-0338	PLUG, PLASTIC, 1/4 NPT SHIPPING		2	
79	758-0342	PLUG, SPEEDO HOLE		1	
80	758-0352	PLUG, 3/4 NPT, SQUARE HEAD		1	
81	758-0372	PLUG, PLASTIC, MECHANICAL SPEEDO		1	
82	758-0374-108	PLUG, PLASTIC, ELECTRONIC SPEEDO		1	
83	762-0288	RING, SNAP		1	
84	776-0234	SHAFT, FRONT OUTPUT		1	
85	776-0254	SHAFT, UPPER INPUT		1	
86	776-0277	SHAFT, LOWER REAR OUTPUT		1	
87	776-0256	SHAFT, SHIFTER, H-U		1	
88	777-0477	SPRING, DECLUTCH, S.S.		1	
89	777-0486	SPRING, H-U, S.S.		1	
90	782-0288	O-RING, SHIFT SHAFT, FRONT DRIVE		1	
91	792-0866	PLATE, DECLUTCH COVER		1	
92	793-0464	PLATE, SHIFT FORK NUT, LOCKING		1	
93	798-0245	SWITCH, INDICATOR, FRONT DRIVE		1	
94	836-0223	VENT, 3/8 NPT BREATHER		1	
95	883-0482	TUBE, SHIFT CYLINDER ADAPTER, FRONT DECLUTCH		1	
96	883-0683	TUBE, SHIFT CYLINDER ADAPTER, H-U		1	

	151 Lawrence Drive Livermore, California 94551 Telephone (925) 454-9500 FAX (925) 454-9501	BY: M.A.S.	SERVICE PARTS LIST FOR 873-0060-005	REV.	SHEET 5 of 6
		DATE: 5/19/97		B	

SERVICE PARTS LIST

TRANSFER CASE MODEL — TC-1702


TRANSFER CASE ASSEMBLY NUMBER 873-0060-005

REFER TO DRAWING NUMBER: 873-0060-000

ITEM	PART NUMBER	DESCRIPTION	873-0060-	005 QTY	FOOT NOTE
97	883-0887-001	TUBE, SHIFT CYLINDER, FRONT DECLUTCH, 2.75 LONG		1	
98	883-0887-015	TUBE, SHIFT CYLINDER, H-U, 3.625 LONG		1	
99	883-0988	TUBE SHIPPING INPUT/FRONT OUTPUT		2	
100	883-0996-004	TUBE, SPACER, SPEEDO DRIVE GEAR		1	
101	883-0997	TUBE, SHIPPING REAR OUTPUT		1	
102	927-0347	WASHER, PLAIN, 7/16, SAE		20	
103	927-0427	WASHER, COPPER		1	
104	927-0553	WASHER, S.S., H-U		1	
105	927-0643	WASHER, S.S., FRONT DRIVE		1	
106	927-0722	WASHER, PLAIN, 1/2, SAE		44	
107	927-0763	WASHER, PLAIN, (1/2 DRILLED FOR 5/8)		2	
108	927-0775-006	WASHER, REAR OUTPUT		1	
109	966-0326	KEY		1	
110	966-0333	KEY (w/CHAMFER)		1	
111	947-0223	WIRE LOCK		1	

FOOTNOTES:

1. SELECT CORRECT SPACER RING ITEMS #66 THROUGH #66E TO ACHIEVE .001T TO .005L END FLOAT ON FRONT OUTPUT SHAFT.
2. SELECT SHIMS ITEM #68 (UPPER AND LOWER FRONT) TO ACHIEVE .003T TO .003L END FLOAT ON EACH SHAFT.
3. SELECT CORRECT SPACER RING ITEMS #72 THROUGH #72P TO ACHIEVE .000 TO .002 END FLOAT ON LOWER 45 OR 49 TOOTH AND 57 OR 58 TOOTH GEARS.

 <p>151 Lawrence Drive Livermore, California 94551 Telephone (925) 454-9500 FAX (925) 454-9501</p>	<p>BY: M.A.S.</p>	<p>SERVICE PARTS LIST FOR</p> <p>873-0060-005</p>	<p>REV.</p> <p>B</p>	<p>SHEET</p> <p>6 of 6</p>
	<p>DATE: 5/19/97</p>			

SERVICE PARTS LIST


TRANSFER CASE MODEL NUMBER TC-1702

PTO ASSEMBLY NUMBER: 873-0060-006

RATIO: 1.00:1 High Ratio
2.52:1 Underdrive Ratio

DESCRIPTION: Transfer Case, Air Shift, Two-speed, Two-shaft,
with Vertical Mounting (front fill and drain), and
Electronic Speedometer.

REFER TO DRAWING: 873-0060-000

	151 Lawrence Drive Livermore, California 94551 Telephone (925) 454-9500 FAX (925) 454-9501	BY: M.A.S.	SERVICE PARTS LIST FOR 873-0060-006	REV.	SHEET
		DATE: 5/19/97		B	1 of 6


SERVICE PARTS LIST

TRANSFER CASE MODEL — TC-1702

TRANSFER CASE ASSEMBLY NUMBER 873-0060-006

REFER TO DRAWING NUMBER: 873-0060-000

ITEM	PART NUMBER	DESCRIPTION	873-0060-	006 QTY	FOOT NOTE
1	233-0375	BEARING CUP		2	
2	233-0497	BEARING CONE		2	
3	233-0443	BEARING CONE		2	
4	233-0444	BEARING CUP		2	
5	233-0527	BEARING CUP		4	
6	233-0528	BEARING CONE		4	
7	233-0529	BEARING CUP		2	
8	233-0532	BEARING CONE		1	
9	233-0533	BEARING CONE		1	
10	235-0352	CAP, SHIFT CYLINDER, FRONT DRIVE		1	
11	235-0388	CAP, SHIFTER SHAFT, H-U		1	
12	235-0528	CAP, SHIFT CYLINDER, H-U		1	
13	235-0594	CAP, TOP, FRONT		1	
14	237-0465	CARRIER, BEARING & SEAL, FRONT DRIVE		1	
15	265-0224	BOLT, HH, 1/2-13 x 2 1/2		18	
16	265-0238	BOLT, HH, 7/16-14 x 1 1/4		14	
17		NOT USED			
18		NOT USED			
19	265-0343	BOLT, HH, 1/4-20 x 1/2		4	
20	265-0386	BOLT, HH, 1/4-20 x 3/4		4	
21	265-0768	BOLT, HH, 7/16-20 x 1 3/8, GRADE 8, DR. HD.		2	
22	265-0769	BOLT, HH, 1/4-20 x 3 3/4		4	
23	265-0982	BOLT, HH, 1/4-20 x 4 3/4		4	
24	273-0777	BRACKET, LIFTING		2	
24A	283-0232	BOLT, HH, 1/2-13 x 2 3/4		2	
25	339-0223	FELT WIPER		2	
26	357-0678	FITTING, 3/8, STREET ELBOW		1	
27	367-0254	FORK, SHIFT, FRONT DRIVE		1	
28	367-0288	FORK, SHIFT, H-U		1	
29	427-0375	GASKET, DECLUTCH CARRIER		1	

	151 Lawrence Drive Livermore, California 94551 Telephone (925) 454-9500 FAX (925) 454-9501	BY: M.A.S.	SERVICE PARTS LIST FOR 873-0060-006	REV. B	SHEET 2 of 6
		DATE: 5/19/97			


SERVICE PARTS LIST

TRANSFER CASE MODEL — TC-1702

TRANSFER CASE ASSEMBLY NUMBER 873-0060-006

REFER TO DRAWING NUMBER: 873-0060-000

ITEM	PART NUMBER	DESCRIPTION	873-0060-	006 QTY	FOOT NOTE
30	427-0376	GASKET, DECLUTCH COVER		1	
31	427-0399	GASKET, SHIFTER CAP		1	
32	427-0526	GASKET, HOUSING		1	
33	432-0426	GEAR, CLUTCH COLLAR		1	
34	432-0563	GEAR, CLUTCH, FRONT DRIVE		1	
35	432-0629	GEAR, UPPER, 49T		1	
36		NOT USED			
37		NOT USED			
38	432-0655	GEAR, LOWER, 49T		1	
39		NOT USED			
40	432-0656	GEAR, CLUTCH COLLAR, H-U		1	
41	432-0739	GEAR, UPPER, 23T		1	
42	432-0742	GEAR, LOWER, 58T		1	
43	432-0743	GEAR, ELECTRONIC SPEEDO ROTOR		1	
44	432-0744	GEAR, DECLUTCH WITH ELECTRONIC SPEEDO		1	
45		NOT USED			
46	468-0943-002	HOUSING, FRONT DRIVE DECLUTCH		1	
47	478-0239-001	HOUSING, TRANSFER CASE, FRONT		1	
48	478-0297	HOUSING, TRANSFER CASE, REAR		1	
49	626-0228	NAMEPLATE "FABCO"		1	
50		NOT USED			
51	675-0014	O-RING, SHIFT SHAFT, H-U		1	
52	675-0224	O-RING, ADAPTERS		6	
53	675-0326	O-RING, PISTON		2	
54	688-0245	NUT, JAM, 1 1/4-12		1	
55	688-0464	NUT, LOCK, 3/8-24		1	
56	688-0642	NUT, LOCK, 1 3/4-16		1	
57	688-0645	NUT, LOCK, 2.548-18		1	
58	688-0725	NUT, LOCK, 1/2-13		1	
59	688-0738	NUT, LOCK, 1 3/4-12		2	

	151 Lawrence Drive Livermore, California 94551 Telephone (925) 454-9500 FAX (925) 454-9501	BY: M.A.S.	SERVICE PARTS LIST FOR 873-0060-006	REV.	SHEET
		DATE: 5/19/97		B	


SERVICE PARTS LIST

TRANSFER CASE MODEL — TC-1702

TRANSFER CASE ASSEMBLY NUMBER 873-0060-006

REFER TO DRAWING NUMBER: 873-0060-000

ITEM	PART NUMBER	DESCRIPTION	873-0060-	006 QTY	FOOT NOTE
60	688-0757	NUT, LOCK, 1/2-13		22	
61	724-0276	SCREW, DRIVE #6 x 5/16		2	
62	724-0669	SCREW, SHOULDER, 5/8 X 1 3/4		2	
63	724-0677	SCREW, 12-POINT, 7/16-14 X 2 1/4		6	
64	732-0333	SEAL, OIL		3	
65	736-0747	RING, STOP		2	
66	736-0939	RING, BEARING SPACER, .360 THICK		A/R	1
66A	736-0942	RING, BEARING SPACER, .365 THICK		A/R	1
66B	736-0943	RING, BEARING SPACER, .370 THICK		A/R	1
66C	736-0944	RING, BEARING SPACER, .375 THICK		A/R	1
66D	736-0959	RING, BEARING SPACER, .380 THICK		A/R	1
66E	736-0962	RING, BEARING SPACER, .385 THICK		A/R	1
67	742-0799	SHAFT, SHIFTER DECLUTCH		1	
68	744-0278	SHIM, .031 THICK, CORAL		A/R	2
	744-0279	SHIM, .016 THICK, PINK		A/R	2
	744-0282	SHIM, .005 THICK, BLUE		A/R	2
	744-0283	SHIM, .002 THICK, RED		A/R	2
69	746-0628	PIN, DOWEL, 5/16 x 1 3/4 LONG		1	
70	753-0232	PISTON, SHIFT, FRONT DRIVE		1	
71	753-0245	PISTON, SHIFT, H-U		1	
72	756-0237-001	RING, BEARING SPACER, .719 THICK		A/R	3
72A	756-0237-002	RING, BEARING SPACER, .716 THICK		A/R	3
72B	756-0237-003	RING, BEARING SPACER, .713 THICK		A/R	3
72C	756-0237-004	RING, BEARING SPACER, .710 THICK		A/R	3
72D	756-0237-009	RING, BEARING SPACER, .718 THICK		A/R	3
72E	756-0237-010	RING, BEARING SPACER, .717 THICK		A/R	3
72F	756-0237-011	RING, BEARING SPACER, .715 THICK		A/R	3
72G	756-0237-012	RING, BEARING SPACER, .714 THICK		A/R	3
72H	756-0237-013	RING, BEARING SPACER, .711 THICK		A/R	3
72J	756-0237-014	RING, BEARING SPACER, .712 THICK		A/R	3

	151 Lawrence Drive Livermore, California 94551 Telephone (925) 454-9500 FAX (925) 454-9501	BY: M.A.S.	SERVICE PARTS LIST FOR 873-0060-006	REV.	SHEET 4 of 6
		DATE: 5/19/97		B	


SERVICE PARTS LIST

TRANSFER CASE MODEL — TC-1702

TRANSFER CASE ASSEMBLY NUMBER 873-0060-006

REFER TO DRAWING NUMBER: 873-0060-000

ITEM	PART NUMBER	DESCRIPTION	873-0060-	006 QTY	FOOT NOTE
72K	756-0237-015	RING, BEARING SPACER, .720 THICK		A/R	3
72L	756-0237-016	RING, BEARING SPACER, .721 THICK		A/R	3
72M	756-0237-017	RING, BEARING SPACER, .722 THICK		A/R	3
72N	756-0237-018	RING, BEARING SPACER, .723 THICK		A/R	3
72O	756-0237-019	RING, BEARING SPACER, .724 THICK		A/R	3
72P	756-0237-020	RING, BEARING SPACER, .725 THICK		A/R	3
73	756-0276-001	RING, SPACER, LOWER SHAFT, REAR, .285 THICK		1	
74	756-0276-002	RING, SPACER, LOWER SHAFT, FRONT, .332 THICK		1	
75	758-0255	PLUG, 1/4 NPT, SQUARE HEAD		1	
76	758-0274	PLUG, 3/4 NPT, SQUARE HEAD, MAGNETIC		1	
77	758-0328	PLUG, 1" WELCH		1	
78	758-0338	PLUG, PLASTIC, 1/4 NPT SHIPPING		2	
79	758-0342	PLUG, SPEEDO HOLE		1	
80	758-0352	PLUG, 3/4 NPT, SQUARE HEAD		1	
81	758-0372	PLUG, PLASTIC, MECHANICAL SPEEDO		1	
82	758-0374-108	PLUG, PLASTIC, ELECTRONIC SPEEDO		1	
83	762-0288	RING, SNAP		1	
84	776-0234	SHAFT, FRONT OUTPUT		1	
85	776-0254	SHAFT, UPPER INPUT		1	
86	776-0277	SHAFT, LOWER REAR OUTPUT		1	
87	776-0256	SHAFT, SHIFTER, H-U		1	
88	777-0477	SPRING, DECLUTCH, S.S.		1	
89	777-0486	SPRING, H-U, S.S.		1	
90	782-0288	O-RING, SHIFT SHAFT, FRONT DRIVE		1	
91	792-0866	PLATE, DECLUTCH COVER		1	
92	793-0464	PLATE, SHIFT FORK NUT, LOCKING		1	
93	798-0245	SWITCH, INDICATOR, FRONT DRIVE		1	
94	836-0223	VENT, 3/8 NPT BREATHER		1	
95	883-0482	TUBE, SHIFT CYLINDER ADAPTER, FRONT DECLUTCH		1	
96	883-0683	TUBE, SHIFT CYLINDER ADAPTER, H-U		1	

	151 Lawrence Drive Livermore, California 94551 Telephone (925) 454-9500 FAX (925) 454-9501	BY: M.A.S.	SERVICE PARTS LIST FOR 873-0060-006	REV.	SHEET
		DATE: 5/19/97		B	

SERVICE PARTS LIST

TRANSFER CASE MODEL — TC-1702


TRANSFER CASE ASSEMBLY NUMBER 873-0060-006

REFER TO DRAWING NUMBER: 873-0060-000

ITEM	PART NUMBER	DESCRIPTION	873-0060-	006 QTY	FOOT NOTE
97	883-0887-001	TUBE, SHIFT CYLINDER, FRONT DECLUTCH, 2.75 LONG		1	
98	883-0887-015	TUBE, SHIFT CYLINDER, H-U, 3.625 LONG		1	
99	883-0988	TUBE SHIPPING INPUT/FRONT OUTPUT		2	
100	883-0996-004	TUBE, SPACER, SPEEDO DRIVE GEAR		1	
101	883-0997	TUBE, SHIPPING REAR OUTPUT		1	
102	927-0347	WASHER, PLAIN, 7/16, SAE		14	
103	927-0427	WASHER, COPPER		1	
104	927-0553	WASHER, S.S., H-U		1	
105	927-0643	WASHER, S.S., FRONT DRIVE		1	
106	927-0722	WASHER, PLAIN, 1/2, SAE		44	
107	927-0763	WASHER, PLAIN, (1/2 DRILLED FOR 5/8)		2	
108	927-0775-006	WASHER, REAR OUTPUT		1	
109	966-0326	KEY		1	
110	966-0333	KEY (w/CHAMFER)		1	
111	947-0223	WIRE LOCK		1	

FOOTNOTES:

1. SELECT CORRECT SPACER RING ITEMS #66 THROUGH #66E TO ACHIEVE .001T TO .005L END FLOAT ON FRONT OUTPUT SHAFT.
2. SELECT SHIMS ITEM #68 (UPPER AND LOWER FRONT) TO ACHIEVE .003T TO .003L END FLOAT ON EACH SHAFT.
3. SELECT CORRECT SPACER RING ITEMS #72 THROUGH #72P TO ACHIEVE .000 TO .002 END FLOAT ON LOWER 45 OR 49 TOOTH AND 57 OR 58 TOOTH GEARS.

 <p>151 Lawrence Drive Livermore, California 94551 Telephone (925) 454-9500 FAX (925) 454-9501</p>	<p>BY: M.A.S.</p>	<p>SERVICE PARTS LIST FOR</p> <p>873-0060-006</p>	<p>REV.</p> <p>B</p>	<p>SHEET</p> <p>6 of 6</p>
	<p>DATE: 5/19/97</p>			

SERVICE PARTS LIST


TRANSFER CASE MODEL NUMBER TC-1702

PTO ASSEMBLY NUMBER: 873-0060-007

RATIO: 1.00:1 High Ratio
2.52:1 Underdrive Ratio

DESCRIPTION: Transfer Case, Air Shift, Two-speed, Two-shaft,
with Vertical Mounting (front fill and drain), and
Mechanical Speedometer.

REFER TO DRAWING: 873-0060-000

	151 Lawrence Drive Livermore, California 94551 Telephone (925) 454-9500 FAX (925) 454-9501	BY: M.A.S.	SERVICE PARTS LIST FOR 873-0060-007	REV.	SHEET
		DATE: 5/19/97		B	1 of 6


SERVICE PARTS LIST

TRANSFER CASE MODEL — TC-1702

TRANSFER CASE ASSEMBLY NUMBER 873-0060-007

REFER TO DRAWING NUMBER: 873-0060-000

ITEM	PART NUMBER	DESCRIPTION	873-0060-	007 QTY	FOOT NOTE
1	233-0375	BEARING CUP		2	
2	233-0497	BEARING CONE		2	
3		NOT USED			
4		NOT USED			
5	233-0527	BEARING CUP		4	
6	233-0528	BEARING CONE		4	
7	233-0529	BEARING CUP		2	
8	233-0532	BEARING CONE		1	
9	233-0533	BEARING CONE		1	
10		NOT USED			
11	235-0388	CAP, SHIFTER SHAFT, H-U		1	
12	235-0528	CAP, SHIFT CYLINDER, H-U		1	
12A	235-0577	CAP, LOWER FRONT WITHOUT DECLUTCH		1	
13	235-0594	CAP, TOP, FRONT		1	
14		NOT USED			
15	265-0224	BOLT, HH, 1/2-13 x 2 1/2		18	
16	265-0238	BOLT, HH, 7/16-14 x 1 1/4		20	
17		NOT USED			
18		NOT USED			
19		NOT USED			
20	265-0386	BOLT, HH, 1/4-20 x 3/4		4	
21		NOT USED			
22		NOT USED			
23	265-0982	BOLT, HH, 1/4-20 x 4 3/4		4	
24	273-0777	BRACKET, LIFTING		2	
24A	283-0232	BOLT, HH, 1/2-13 x 2 3/4		2	
25	339-0223	FELT WIPER		2	
26	357-0678	FITTING, 3/8, STREET ELBOW		1	
27		NOT USED			
28	367-0288	FORK, SHIFT, H-U		1	
29		NOT USED			

 <p>151 Lawrence Drive Livermore, California 94551 Telephone (925) 454-9500 FAX (925) 454-9501</p>	BY: M.A.S.	SERVICE PARTS LIST FOR 873-0060-007	REV.	SHEET
	DATE: 5/19/97		B	2 of 6


SERVICE PARTS LIST

TRANSFER CASE MODEL — TC-1702

TRANSFER CASE ASSEMBLY NUMBER 873-0060-007

REFER TO DRAWING NUMBER: 873-0060-000

ITEM	PART NUMBER	DESCRIPTION	873-0060-	007 QTY	FOOT NOTE
30		NOT USED			
31	427-0399	GASKET, SHIFTER CAP		1	
32	427-0526	GASKET, HOUSING		1	
33		NOT USED			
34		NOT USED			
35	432-0629	GEAR, UPPER, 49T		1	
36		NOT USED			
37		NOT USED			
38	432-0655	GEAR, LOWER, 49T		1	
39		NOT USED			
40	432-0656	GEAR, CLUTCH COLLAR, H-U		1	
41	432-0739	GEAR, UPPER, 23T		1	
42	432-0742	GEAR, LOWER, 58T		1	
43		NOT USED			
44		NOT USED			
45		NOT USED			
46		NOT USED			
47	478-0239-001	HOUSING, TRANSFER CASE, FRONT		1	
48	478-0297	HOUSING, TRANSFER CASE, REAR		1	
49		NOT USED			
50	626-0264	NAME PLATE		1	
51	675-0014	O-RING, SHIFT SHAFT, H-U		1	
52	675-0224	O-RING, ADAPTERS		4	
53	675-0326	O-RING, PISTON		1	
54	688-0245	NUT, JAM, 1 1/4-12		1	
55		NOT USED			
56	688-0642	NUT, LOCK, 1 3/4-16		1	
57	688-0645	NUT, LOCK, 2.548-18		1	
58	688-0725	NUT, LOCK, 1/2-13		1	
59	688-0738	NUT, LOCK, 1 3/4-12		1	

	151 Lawrence Drive Livermore, California 94551 Telephone (925) 454-9500 FAX (925) 454-9501	BY: M.A.S.	SERVICE PARTS LIST FOR 873-0060-007	REV.	SHEET
		DATE: 5/19/97		B	


SERVICE PARTS LIST

TRANSFER CASE MODEL — TC-1702

TRANSFER CASE ASSEMBLY NUMBER 873-0060-007

REFER TO DRAWING NUMBER: 873-0060-000

ITEM	PART NUMBER	DESCRIPTION	873-0060-	007 QTY	FOOT NOTE
60	688-0757	NUT, LOCK, 1/2-13		22	
61	724-0276	SCREW, DRIVE #6 x 5/16		2	
62	724-0669	SCREW, SHOULDER, 5/8 X 1 3/4		2	
63		NOT USED			
64	732-0333	SEAL, OIL		2	
65	736-0747	RING, STOP		1	
66		NOT USED			
67		NOT USED			
68	744-0278	SHIM, .031 THICK, CORAL		A/R	2
	744-0279	SHIM, .016 THICK, PINK		A/R	2
	744-0282	SHIM, .005 THICK, BLUE		A/R	2
	744-0283	SHIM, .002 THICK, RED		A/R	2
69		NOT USED			
70		NOT USED			
71	753-0245	PISTON, SHIFT, H-U		1	
72	756-0237-001	RING, BEARING SPACER, .719 THICK		A/R	3
72A	756-0237-002	RING, BEARING SPACER, .716 THICK		A/R	3
72B	756-0237-003	RING, BEARING SPACER, .713 THICK		A/R	3
72C	756-0237-004	RING, BEARING SPACER, .710 THICK		A/R	3
72D	756-0237-009	RING, BEARING SPACER, .718 THICK		A/R	3
72E	756-0237-010	RING, BEARING SPACER, .717 THICK		A/R	3
72F	756-0237-011	RING, BEARING SPACER, .715 THICK		A/R	3
72G	756-0237-012	RING, BEARING SPACER, .714 THICK		A/R	3
72H	756-0237-013	RING, BEARING SPACER, .711 THICK		A/R	3
72J	756-0237-014	RING, BEARING SPACER, .712 THICK		A/R	3
72K	756-0237-015	RING, BEARING SPACER, .720 THICK		A/R	3
72L	756-0237-016	RING, BEARING SPACER, .721 THICK		A/R	3
72M	756-0237-017	RING, BEARING SPACER, .722 THICK		A/R	3
72N	756-0237-018	RING, BEARING SPACER, .723 THICK		A/R	3
72O	756-0237-019	RING, BEARING SPACER, .724 THICK		A/R	3
72P	756-0237-020	RING, BEARING SPACER, .725 THICK		A/R	3

	151 Lawrence Drive Livermore, California 94551 Telephone (925) 454-9500 FAX (925) 454-9501	BY: M.A.S.	SERVICE PARTS LIST FOR 873-0060-007	REV.	SHEET 4 of 6
		DATE: 5/19/97		B	

SERVICE PARTS LIST

TRANSFER CASE MODEL — TC-1702

TRANSFER CASE ASSEMBLY NUMBER 873-0060-007

REFER TO DRAWING NUMBER: 873-0060-000

ITEM	PART NUMBER	DESCRIPTION	873-0060-	007 QTY	FOOT NOTE
73	756-0276-001	RING, SPACER, LOWER SHAFT REAR, .285 THICK		1	
74	756-0276-002	RING, SPACER, LOWER SHAFT FRONT, .332 THICK		1	
75	758-0255	PLUG, 1/4 NPT, SQUARE HEAD		1	
76	758-0274	PLUG, 3/4 NPT, SQUARE HEAD, MAGNETIC		1	
77		NOT USED			
78	758-0338	PLUG, PLASTIC, 1/4 NPT SHIPPING		1	
79		NOT USED			
80	758-0352	PLUG, 3/4 NPT, SQUARE HEAD		1	
81	758-0372	PLUG, PLASTIC, MECHANICAL SPEEDO		1	
82		NOT USED			
83		NOT USED			
84		NOT USED			
85	776-0254	SHAFT, UPPER INPUT		1	
86	776-0277	SHAFT, LOWER REAR OUTPUT		1	
87	776-0256	SHAFT, SHIFTER, H-U		1	
88		NOT USED			
89	777-0486	SPRING, H-U, S.S.		1	
90		NOT USED			
91		NOT USED			
92	793-0464	PLATE, SHIFT FORK NUT, LOCKING		1	
93		NOT USED			
94	836-0223	VENT, 3/8 NPT BREATHER		1	
95		NOT USED			
96	883-0683	TUBE, SHIFT CYLINDER ADAPTER, H-U		1	
97		NOT USED			
98	883-0887-015	TUBE, SHIFT CYLINDER, H-U, 3.625 LONG		1	
99	883-0988	TUBE, SHIPPING, INPUT/FRONT OUTPUT		1	
100	883-0996-004	TUBE, SPACER, SPEEDO DRIVE GEAR		1	
101	883-0997	TUBE, SHIPPING REAR OUTPUT		1	
101A	884-0249	TUBE, SPACER LOWER FRONT		1	



151 Lawrence Drive
 Livmore, California 94551
 Telephone (925) 454-9500
 FAX (925) 454-9501

BY: M.A.S.

DATE: 5/19/97

SERVICE PARTS LIST FOR

873-0060-007

REV.

B

SHEET

5 of 6

SERVICE PARTS LIST

TRANSFER CASE MODEL — TC-1702

TRANSFER CASE ASSEMBLY NUMBER 873-0060-007

REFER TO DRAWING NUMBER: 873-0060-000


ITEM	PART NUMBER	DESCRIPTION	873-0060-	007 QTY	FOOT NOTE
102	927-0347	WASHER, PLAIN, 7/16, SAE		20	
103		NOT USED			
104	927-0553	WASHER, S.S., H-U		1	
105		NOT USED			
106	927-0722	WASHER, PLAIN, 1/2, SAE		44	
107	927-0763	WASHER, PLAIN, (1/2 DRILLED FOR 5/8)		2	
108	927-0775-006	WASHER, REAR OUTPUT		1	
109	966-0326	KEY		1	
110	966-0333	KEY (w/CHAMFER)		1	
111		NOT USED			

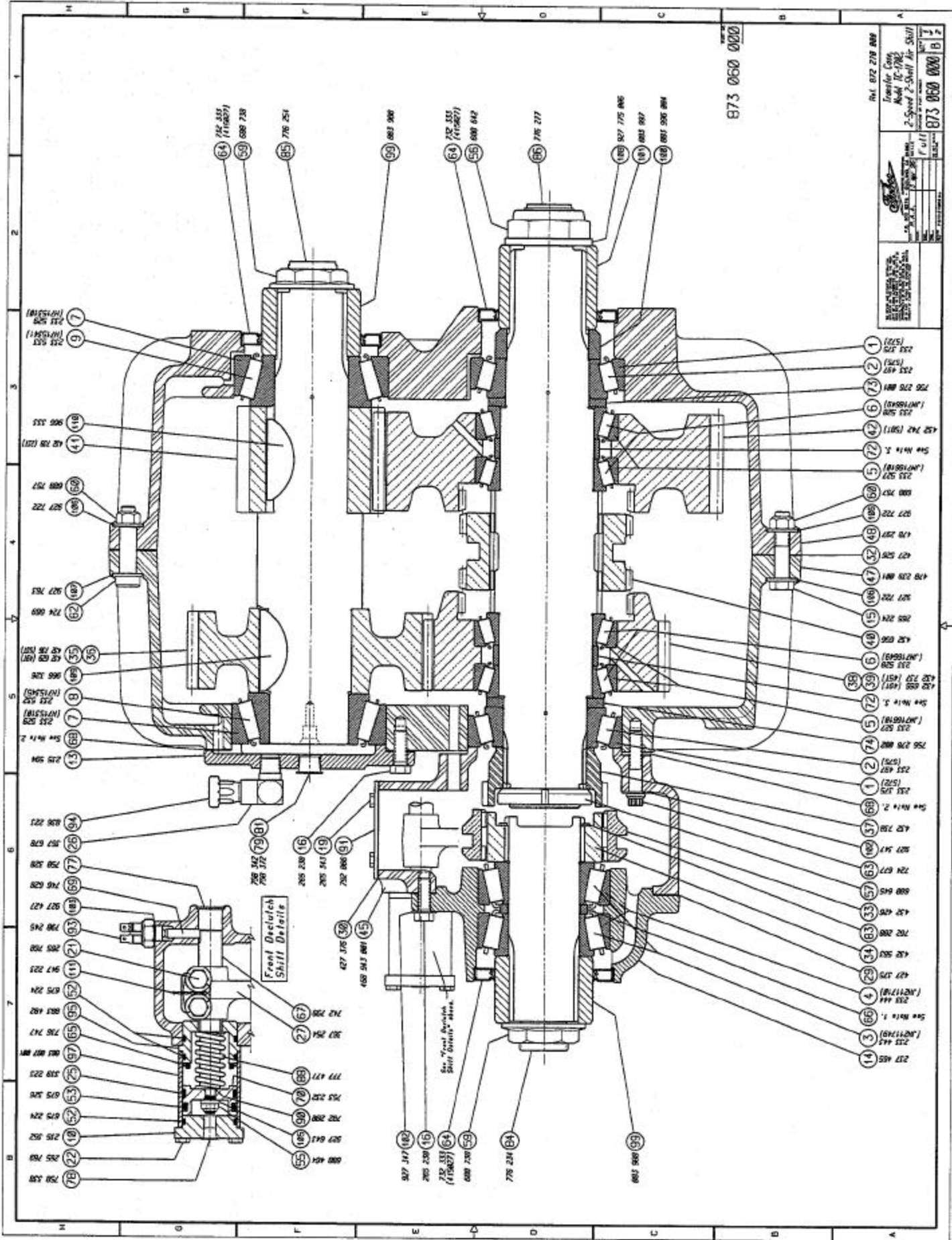
FOOTNOTES:

- 1. NOT USED

- 2. SELECT SHIMS ITEM #68 (UPPER AND LOWER FRONT) TO ACHIEVE .003T TO .003L END FLOAT ON EACH SHAFT.

- 3. SELECT CORRECT SPACER RING ITEMS #72 THROUGH #72P TO ACHIEVE .000 TO .002 END FLOAT ON LOWER 45 OR 49 TOOTH AND 57 OR 58 TOOTH GEARS.

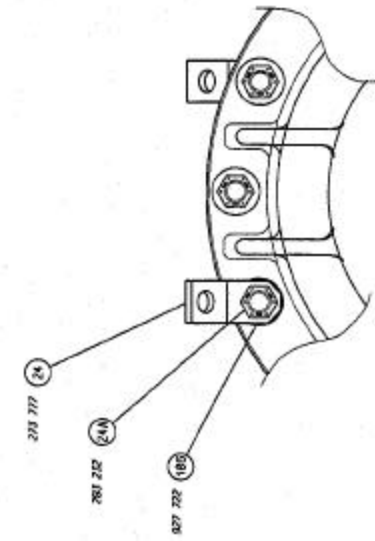
 <small>Livermore Corporation</small>	151 Lawrence Drive Livermore, California 94551 Telephone (925) 454-9500 FAX (925) 454-9501	BY: M.A.S.	SERVICE PARTS LIST FOR 873-0060-007	REV.	SHEET
		DATE: 5/19/97		B	6 of 6



873 060 000

873 060 000 B 2

Transfer Copy
Model 10-1982
2-Speed 2-Shell Air
Shift



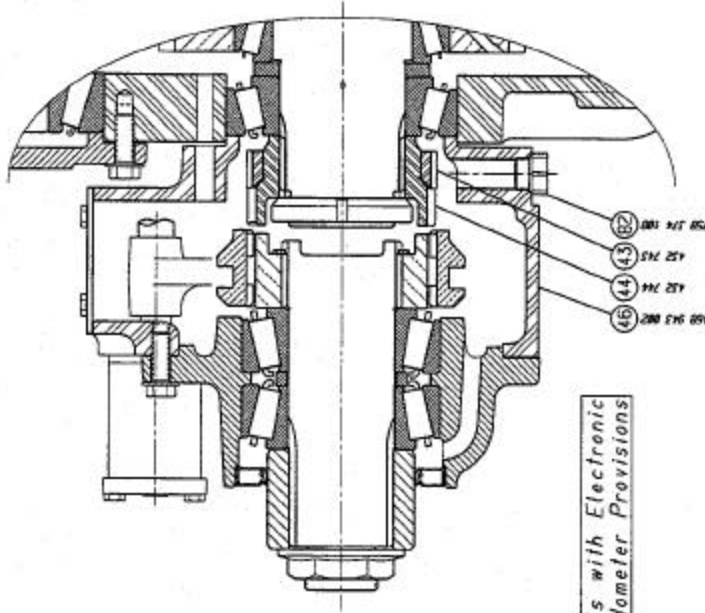
VIEW OF TOP PORTION OF REAR HOUSING SHOWING LIFTING LUG POSITIONS

NOTES:

1. Select a spacer ring, Item 465, to obtain .003 to .000 and floor on the front output shaft.
2. Select a ring, Item 468, to obtain .0027 to .003 and floor on the upper input and lower rear output shaft.
3. Select a spacer ring, Item 472, to obtain .000 to .007 and floor on each of the two lower shaft gears.

873 060 0002

Transfer Case		Model 1C-1/82
2-Speed 2-Shaft Ax. Split		Part 2
Full	Part 1	873 060 0000 B 2



Models with Electronic Speedometer Provisions

